



***BUDGET
FISCAL YEAR
2011-2012***

PANOLA COLLEGE

TABLE OF CONTENTS 2011-2012 BUDGET

BUDGET & BUDGET COMPARISON (ALL FUNDS)	1
CURRENT UNRESTRICTED FUNDS REVENUES AND EXPENDITURES	
Budget & Budget Comparison	2
Graph - Revenue by Major Function	3
Graph - Expenditures by Major Function	4
Graph - Expenditures by Major Object	5
Expenditure Functional Budget	6-8
Expenditure Object Budget	9-12
AUXILIARY FUND	
Budget & Budget Comparison	13
Expenditure Object Budget	14
CURRENT RESTRICTED FUND BUDGET	15-16
UNEXPENDED PLANT FUND BUDGET	17

PANOLA COLLEGE
 BUDGET AND BUDGET COMPARISON
 ALL FUNDS COMBINED
 2011-12 AND 2010-11

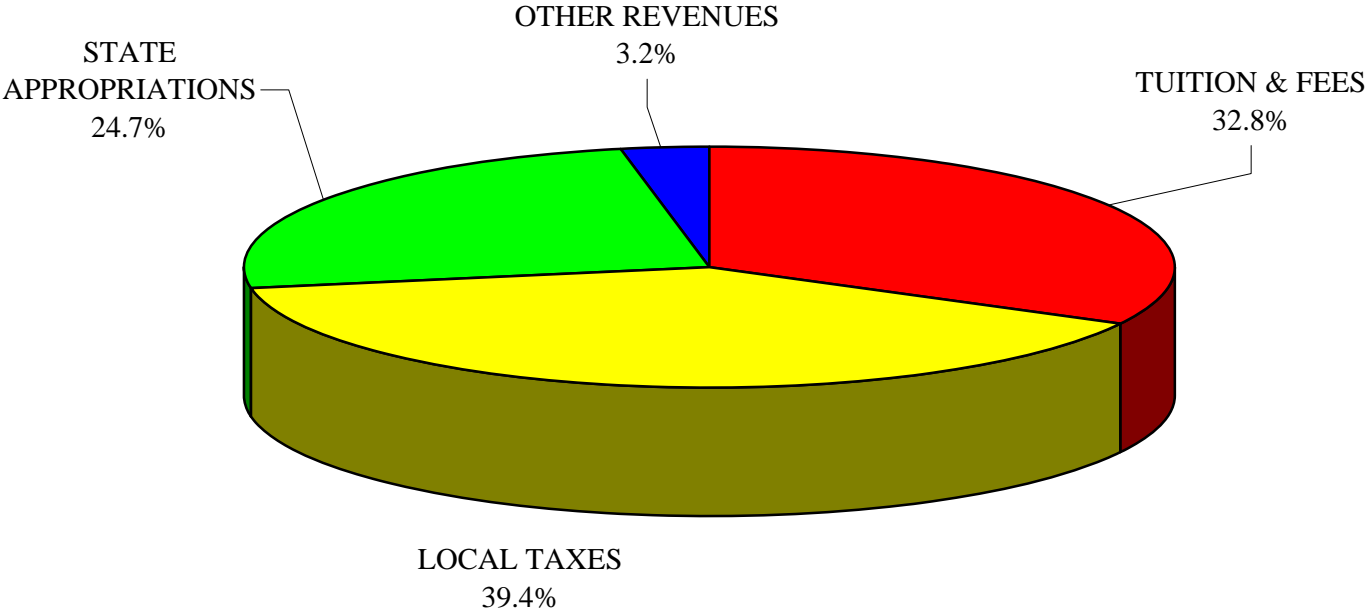
	<u>2011-12 BUDGET</u>	<u>2010-11 BUDGET</u>
REVENUES AND OTHER SOURCES		
TUITION AND FEES	\$ 4,500,000	\$ 4,522,472
LOCAL TAXES	5,400,000	5,300,000
STATE APPROPRIATIONS	3,383,947	3,636,340
STATE GRANTS	111,388	205,000
FEDERAL GRANTS	3,639,330	3,378,140
INTEREST / OTHER INCOME	467,713	641,369
AUXILIARY INCOME	1,878,165	1,740,000
(ACCUMULATION) USE OF CASH RESERVES	<u>(210,000)</u>	<u>(25,000)</u>
TOTAL REVENUES	<u>\$ 19,170,543</u>	<u>\$ 19,398,321</u>
EXPENDITURES		
UNRESTRICTED FUND EXPENDITURES	\$ 12,725,273	\$ 13,312,009
AUXILIARY FUND EXPENDITURES	2,184,548	2,022,335
RESTRICTED FUND EXPENDITURES	4,260,722	4,063,977
CONSTRUCTION FUND EXPENDITURES	<u>-</u>	<u>-</u>
TOTAL EXPENDITURES	<u>\$ 19,170,543</u>	<u>\$ 19,398,321</u>
OTHER SOURCES AND USES		
TRANSFERS IN:		
UNRESTRICTED FUND	\$ 794,887	\$ 717,172
UNEXPENDED PLANT FUND	200,000	-
TRANSFERS OUT:		
UNRESTRICTED FUND	(794,887)	(717,172)
UNEXPENDED PLANT FUND	<u>(200,000)</u>	<u>-</u>
TOTAL OTHER SOURCES AND USES	<u>\$ -</u>	<u>\$ -</u>
	\$ -	\$ -

PANOLA COLLEGE
CURRENT UNRESTRICTED FUND REVENUES AND EXPENDITURES
2011-12 BUDGET & 2010-11 BUDGET COMPARISON

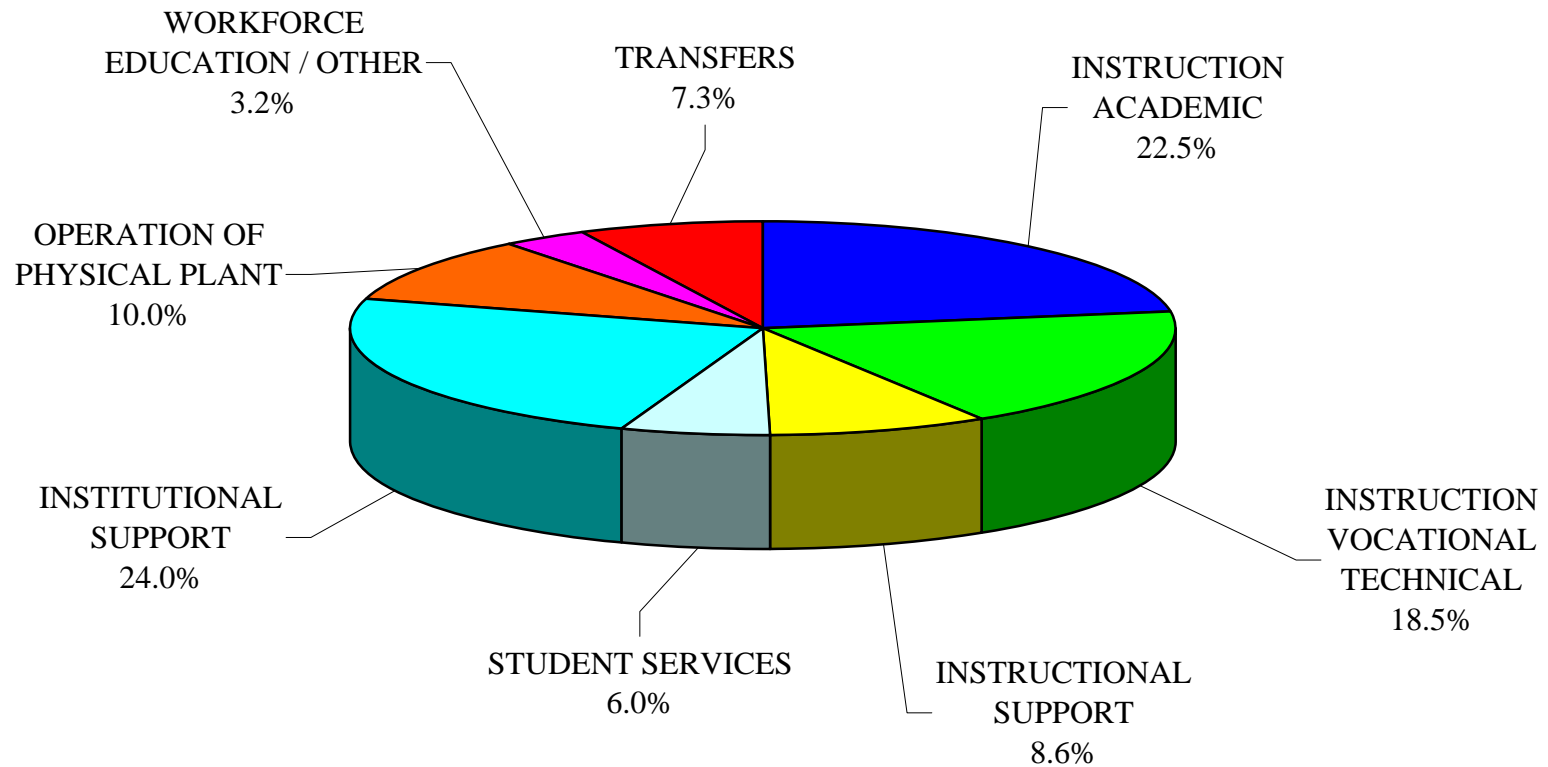
REVENUE SOURCE	CARTHAGE CAMPUS	MARSHALL CENTER	SHELBY CENTER	2011-12 BUDGET	2010-11 BUDGET
TUITION AND FEES	\$ 3,555,000	\$ 270,000	\$ 675,000	\$ 4,500,000	\$ 4,522,472
LOCAL TAXES	5,400,000			5,400,000	5,300,000
STATE APPROPRIATIONS (ALLOCATED)	3,004,945	77,831	301,171	3,383,947	3,636,340
INTEREST INCOME	50,000			50,000	175,000
TRANSFER FROM UNEXPENDED RESERVES	0			0	0
OTHER REVENUES	359,178	3,862	23,173	386,213	395,369
TOTAL REVENUES	\$ 12,369,123	\$ 351,693	\$ 999,344	\$ 13,720,160	\$ 14,029,181
EXPENDITURES					
INSTRUCTION ACADEMIC	\$ 2,590,112	\$ 190,510	\$ 308,608	\$ 3,089,230	\$ 3,112,200
INSTRUCTION VOCATIONAL TECHNICAL	1,998,176	2,223	532,084	2,532,483	2,572,866
INSTRUCTIONAL SUPPORT	1,182,674	-	-	1,182,674	1,177,528
STUDENT SERVICES	816,611	-	-	816,611	789,775
INSTITUTIONAL SUPPORT	3,292,656	-	-	3,292,656	3,514,046
OPERATION OF PHYSICAL PLANT	1,324,121	4,700	47,000	1,375,821	1,517,008
WORKFORCE EDUCATION / OTHER	370,661	21,492	43,645	435,798	432,990
TRANSFERS TO UNEXPENDED RESERVES				-	-
TRANSFERS TO OTHER FUNDS	994,887			994,887	912,768
TOTAL EXPENDITURES	\$ 12,569,898	\$ 218,925	\$ 931,337	\$ 13,720,160	\$ 14,029,181

Current Unrestricted Funds

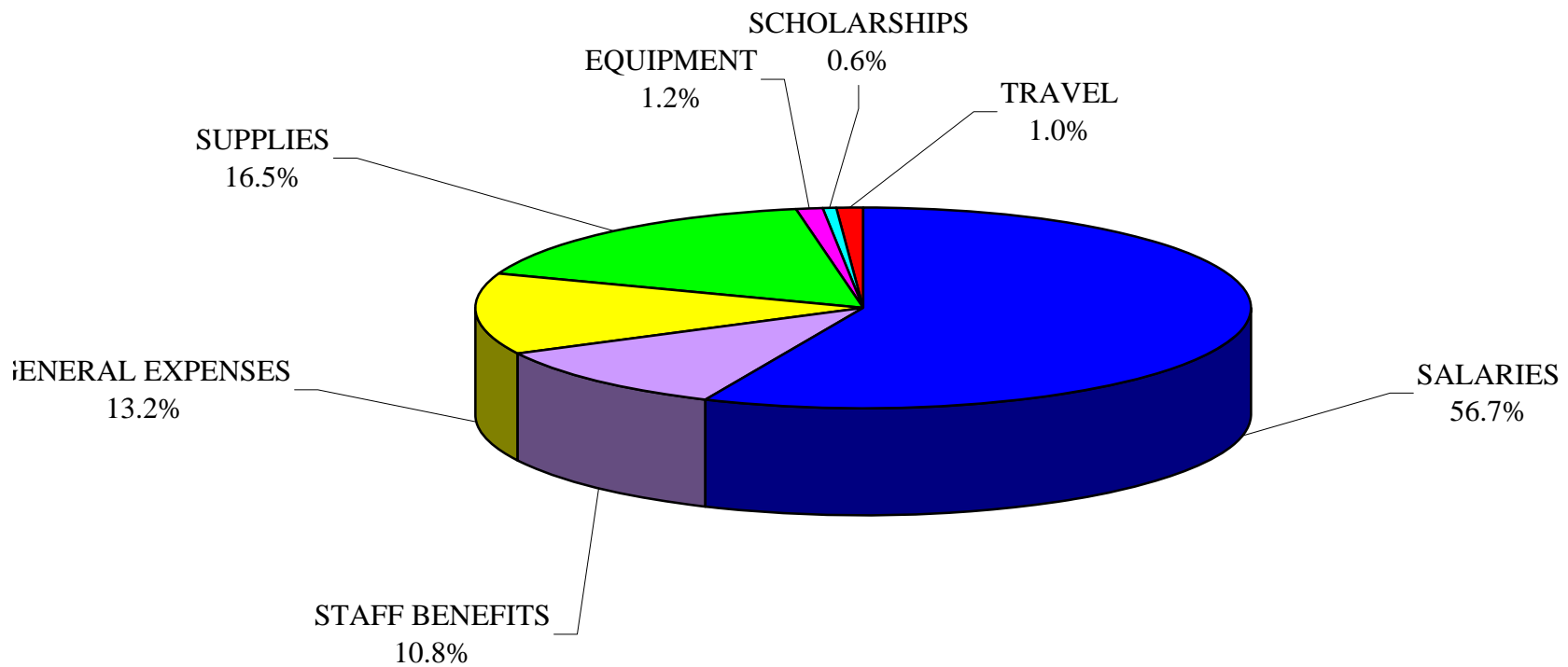
Revenues By Major Function



Current Unrestricted Fund Expenditures By Function



Current Unrestricted Fund Expenditures By Major Object



PANOLA COLLEGE
 CURRENT UNRESTRICTED FUND EXPENDITURES
 EXPENDITURE FUNCTIONAL BUDGET
 2011-12

EXPENDITURES	CARTHAGE CAMPUS	MARSHALL CENTER	SHELBY CENTER	TOTAL 2011-12
ACADEMIC INSTRUCTION:				
INSTRUCTIONAL ADMINISTRATION	\$ 232,636	\$ 58,523	\$ 165,658	\$ 456,817
BIOLOGY	374,552		24,778	399,330
PHYSICS / CHEMISTRY	78,254		5,450	83,704
PHYSICAL EDUCATION	187,944	3,264	6,528	197,736
WELLNESS CENTER	19,787			19,787
VOCAL MUSIC	90,145			90,145
INSTRUMENTAL MUSIC	166,629			166,629
SPEECH	83,159	4,069		87,228
DRAMA	108,231			108,231
ART	78,264	3,264	3,264	84,792
SPANISH	63,740			63,740
ENGLISH	224,303	11,900	16,320	252,523
EDUCATION	61,221			61,221
JOURNALISM	61,381			61,381
MATHEMATICS	241,491	1,632	7,222	250,345
POLITICAL SCIENCE	72,129		3,264	75,393
HISTORY	90,736	4,349	10,848	105,933
SOCIOLOGY	60,019	183		60,202
BUSINESS	70,547			70,547
PSYCHOLOGY	73,515	9,563	4,439	87,517
DEVELOPMENTAL SKILLS	151,429	28,451	10,672	190,552
ACADEMIC RELATED	-	65,312	50,165	115,477
TOTAL ACADEMIC INSTRUCTION	2,590,112	190,510	308,608	3,089,230
OTHER INSTRUCTION				
WORKFORCE EDUCATION	301,978	21,492	43,645	367,115
EMT PROGRAM	68,683			68,683
TOTAL OTHER INSTRUCTION	370,661	21,492	43,645	435,798

PANOLA COLLEGE
 CURRENT UNRESTRICTED FUND EXPENDITURES
 EXPENDITURE FUNCTIONAL BUDGET
 2011-12

EXPENDITURES	CARTHAGE CAMPUS	MARSHALL CENTER	SHELBY CENTER	TOTAL 2011-12
VOCATIONAL TECHNICAL INSTRUCTION				
OFFICE SYSTEMS TECHNOLOGY	74,276			74,276
COMPUTER INFORMATION SYSTEMS	228,457		485	228,942
WELDING (Allocated)	92,311		92,311	184,622
COSMETOLOGY	79,610		105,526	185,136
OCCUPATIONAL THERAPY ASSISTING	218,554			218,554
HEALTH INFORMATION TECHNOLOGY	161,718	2,223	979	164,920
ASSOCIATE DEGREE NURSING	810,465			810,465
VOCATIONAL NURSING (Allocated)	206,735		206,734	413,469
INDUSTRIAL TECHNOLOGY (Allocated)	126,050		126,049	252,099
TOTAL VOCATIONAL TECHNICAL INSTRUCTION	1,998,176	2,223	532,084	2,532,483
INSTRUCTIONAL SUPPORT				
LIBRARY	447,245			447,245
DISTANCE LEARNING	415,510			415,510
COMPUTER SERVICES	319,919			319,919
TOTAL INSTRUCTIONAL SUPPORT	1,182,674	-	-	1,182,674
INSTITUTIONAL SUPPORT				
GOVERNING BOARD OF TRUSTEES	73,239			73,239
PRESIDENT'S OFFICE	268,869			268,869
BUSINESS & FISCAL MANAGEMENT	486,358			486,358
COLLEGE RELATIONS / SERVICES	207,485			207,485
GRANTS	34,505			34,505
GENERAL INSTITUTIONAL	1,889,722			1,889,722
CAMPUS SECURITY	204,930			204,930
STAFF BENEFITS	114,326			114,326
INSTITUTIONAL RESEARCH	4,927			4,927
INSTITUTIONAL EFFECTIVENESS / SACS	8,295			8,295
TOTAL INSTITUTIONAL SUPPORT	3,292,656	-	-	3,292,656

PANOLA COLLEGE
 CURRENT UNRESTRICTED FUND EXPENDITURES
 EXPENDITURE FUNCTIONAL BUDGET
 2011-12

EXPENDITURES	CARTHAGE CAMPUS	MARSHALL CENTER	SHELBY CENTER	TOTAL 2011-12
STUDENT SERVICES				
STUDENT SERVICES ADMINISTRATION	216,000			216,000
ADMISSIONS & REGISTRAR	205,271			205,271
STUDENT ACTIVITIES	48,737			48,737
STUDENT SENATE	3,155			3,155
FINANCIAL AID	122,777			122,777
GUIDANCE & COUNSELING	115,369			115,369
TESTING	104,882			104,882
HONORS PROGRAM	420			420
TOTAL STUDENT SERVICES	816,611	-	-	816,611
PHYSICAL PLANT				
GENERAL SERVICES	988,321			988,321
UTILITIES	335,800	4,700	47,000	387,500
TOTAL PHYSICAL PLANT	1,324,121	4,700	47,000	1,375,821
TOTAL EXPENDITURES BEFORE TRANSFERS AND OTHER USES	11,575,011	218,925	931,337	12,725,273
TRANSFERS				
TRANSFER TO AUXILIARY	289,883			289,883
TRANSFER TO CONSTRUCTION FUND	200,000			200,000
TRANSFER TO GENERAL SCHOLARSHIPS	505,004			505,004
TOTAL TRANSFERS	994,887	-	-	994,887
TOTAL EXPENDITURES AND TRANSFERS	\$ 12,569,898	\$ 218,925	\$ 931,337	\$ 13,720,160

PANOLA COLLEGE
CURRENT UNRESTRICTED FUND EXPENDITURES
EXPENDITURES OBJECT BUDGET
2011-12

FUNCTION	STAFF SALARIES	GENERAL BENEFITS	GENERAL EXPENSES	SUPPLIES	EQUIPMENT	SCHOLAR- SHIPS	TRAVEL	TOTAL WITHOUT SALARIES	TOTAL BUDGET 2011-12
CARTHAGE CAMPUS									
ACADEMIC INSTRUCTION:									
ACADEMIC ADMINISTRATION	\$ 176,214	\$ 30,622	\$ 20,400	\$ 3,000	\$ -	\$ -	\$ 2,400	\$ 56,422	\$ 232,636
BIOLOGY	323,500	49,620	5,360	15,700	2,500	-	2,650	75,830	399,330
PHYSICS / CHEMISTRY	68,020	10,204	1,180	3,500	-	-	800	15,684	83,704
PHYSICAL EDUCATION	170,603	25,933	600	600	-	-	-	27,133	197,736
WELLNESS CENTER	3,500	37	50	11,600	4,600	-	-	16,287	19,787
VOCAL MUSIC	53,356	8,974	1,325	7,000	-	16,000	3,490	36,789	90,145
INSTRUMENTAL MUSIC	112,447	14,142	660	9,680	-	27,000	2,700	54,182	166,629
SPEECH	73,492	10,901	435	1,100	-	-	1,300	13,736	87,228
DRAMA	52,014	8,867	1,670	9,205	900	30,000	5,575	56,217	108,231
ART	68,122	11,498	865	1,200	-	2,632	475	16,670	84,792
SPANISH	53,756	9,009	425	300	-	-	250	9,984	63,740
ENGLISH	213,253	32,765	1,755	4,300	-	-	450	39,270	252,523
EDUCATION	50,026	8,695	1,200	500	-	-	800	11,195	61,221
JOURNALISM	45,060	8,281	690	4,150	-	1,800	1,400	16,321	61,381
MATHEMATICS	206,018	38,357	3,020	2,200	-	-	750	44,327	250,345
POLITICAL SCIENCE	63,226	9,797	1,420	250	-	-	700	12,167	75,393
HISTORY	90,714	12,089	1,030	800	-	-	1,300	15,219	105,933
SOCIOLOGY	48,651	8,581	520	250	-	-	2,200	11,551	60,202
BUSINESS	59,224	10,878	185	50	-	-	210	11,323	70,547
PSYCHOLOGY	75,848	10,849	520	150	-	-	150	11,669	87,517
DEVELOPMENTAL SKILLS	159,384	22,339	2,691	1,500	-	-	4,638	31,168	190,552
TOTAL ACADEMIC INSTRUCTION	2,166,428	342,438	46,001	77,035	8,000	77,432	32,238	583,144	2,749,572

PANOLA COLLEGE
CURRENT UNRESTRICTED FUND EXPENDITURES
EXPENDITURES OBJECT BUDGET
2011-12

FUNCTION	STAFF SALARIES	STAFF BENEFITS	GENERAL EXPENSES	SUPPLIES	EQUIPMENT	SCHOLAR- SHIPS	TRAVEL	TOTAL WITHOUT SALARIES	TOTAL BUDGET 2011-12
CARTHAGE CAMPUS									
VOCATIONAL INSTRUCTION									
OFFICE SYSTEMS TECHNOLOGY	\$ 60,418	\$ 10,848	\$ 560	\$ 2,300	\$ -	\$ -	\$ 150	\$ 13,858	\$ 74,276
COMPUTER INFORMATION SYSTEMS	187,385	33,502	1,780	5,325	-	-	950	41,557	228,942
WELDING (Allocated)	57,890	9,352	1,120	18,000	5,000	-	950	34,422	92,311
COSMETOLOGY	60,898	9,602	860	7,500	-	-	750	18,712	79,610
OCCUPATIONAL THERAPY ASSISTING	182,940	25,601	4,550	3,850	-	-	1,613	35,614	218,554
HEALTH INFORMATION TECHNOLOGY	130,049	24,415	2,860	5,596	-	-	2,000	34,871	164,920
ASSOCIATE DEGREE NURSING	686,258	104,963	6,044	2,200	-	-	11,000	124,207	810,465
VOCATIONAL NURSING (Allocated)	168,944	31,041	2,200	1,050	-	-	3,500	37,791	206,735
INDUSTRIAL TECHNOLOGY (Allocated)	102,373	16,027	2,520	2,340	900	-	1,890	23,677	126,050
TOTAL VOCATIONAL TECHNICAL INSTRUCTION	1,637,155	265,351	22,494	48,161	5,900	-	22,803	364,709	2,001,863
INSTRUCTIONAL SUPPORT									
LIBRARY	276,606	56,289	3,450	64,400	44,500	-	2,000	170,639	447,245
DISTANCE LEARNING	318,309	50,101	5,700	38,400	-	-	3,000	97,201	415,510
COMPUTER SERVICES	234,263	38,371	250	29,985	12,800	-	4,250	85,656	319,919
TOTAL INSTRUCTIONAL SUPPORT	829,178	144,761	9,400	132,785	57,300	-	9,250	353,496	1,182,674
OTHER INSTRUCTIONAL									
WORKFORCE EDUCATION	205,307	29,801	18,150	46,220	-	-	2,500	96,671	301,978
EMT PROGRAM	54,418	8,645	2,120	2,000	-	-	1,500	14,265	68,683
TOTAL OTHER INSTRUCTIONAL	259,725	38,446	20,270	48,220	-	-	4,000	110,936	370,661

PANOLA COLLEGE
CURRENT UNRESTRICTED FUND EXPENDITURES
EXPENDITURES OBJECT BUDGET
2011-12

FUNCTION	STAFF SALARIES	GENERAL BENEFITS	GENERAL EXPENSES	SUPPLIES	EQUIPMENT	SCHOLAR- SHIPS	TRAVEL	TOTAL WITHOUT SALARIES	TOTAL BUDGET 2011-12
CARTHAGE CAMPUS									
INSTITUTIONAL SUPPORT									
GOVERNING BOARD OF TRUSTEES	-	46,764	20,450	3,525	-	-	2,500	73,239	73,239
PRESIDENT'S OFFICE	218,684	36,770	1,750	1,800	-	-	9,865	50,185	268,869
BUSINESS & FISCAL MANAGEMENT	383,838	67,655	13,525	16,340	-	-	5,000	102,520	486,358
COLLEGE RELATIONS / SERVICES	104,846	18,212	79,152	3,150	-	-	2,125	102,639	207,485
GRANTS	25,620	6,660	825	400	-	-	1,000	8,885	34,505
GENERAL INSTITUTIONAL	45,012	11,078	335,275	1,491,107	-	7,250	-	1,844,710	1,889,722
CAMPUS SECURITY	155,404	41,156	1,075	2,215	2,920	-	2,160	49,526	204,930
STAFF BENEFITS	-	114,326	-	-	-	-	-	114,326	114,326
INSTITUTIONAL RESEARCH	3,469	291	260	187	-	-	720	1,458	4,927
INSTITUTIONAL EFFECTIVENESS / SACS	-	-	175	-	-	-	8,120	8,295	8,295
TOTAL INSTITUTIONAL SUPPORT	936,873	342,912	452,487	1,518,724	2,920	7,250	31,490	2,355,783	3,292,656
STUDENT SERVICES									
STUDENT SERVICES ADMINISTRATION	146,513	30,587	27,400	4,000	-	-	7,500	69,487	216,000
ADMISSIONS & REGISTRAR	155,413	31,683	11,425	4,400	-	-	2,350	49,858	205,271
STUDENT ACTIVITIES	27,382	5,240	15,365	750	-	-	-	21,355	48,737
STUDENT SENATE	-	-	255	100	-	-	2,800	3,155	3,155
FINANCIAL AID	97,539	20,088	2,600	250	-	-	2,300	25,238	122,777
GUIDANCE & COUNSELING	89,916	23,403	875	175	-	-	1,000	25,453	115,369
TESTING	70,758	12,659	900	18,565	-	-	2,000	34,124	104,882
HONORS PROGRAM	-	-	80	40	-	-	300	420	420
TOTAL STUDENT SERVICES	587,521	123,660	58,900	28,280	-	-	18,250	229,090	816,611

PANOLA COLLEGE
CURRENT UNRESTRICTED FUND EXPENDITURES
EXPENDITURES OBJECT BUDGET
2011-12

FUNCTION	SALARIES	STAFF BENEFITS	GENERAL EXPENSES	SUPPLIES	EQUIPMENT	SCHOLAR- SHIPS	TRAVEL	TOTAL WITHOUT SALARIES	TOTAL BUDGET 2011-12
CARTHAGE CAMPUS									
PHYSICAL PLANT									
GENERAL SERVICES	548,382	83,809	995	264,835	80,850	-	9,450	439,939	988,321
UTILITIES	-	-	335,800	-	-	-	-	335,800	335,800
TOTAL PHYSICAL PLANT	548,382	83,809	336,795	264,835	80,850	-	9,450	775,739	1,324,121
TRANSFERS									
TRANSFER TO AUXILIARY			289,883					289,883	289,883
TRANSFER TO GENERAL SCHOLARSHIPS			505,004					505,004	505,004
TOTAL TRANSFERS	-	-	794,887	-	-	-	-	794,887	794,887
TOTAL CARTHAGE CAMPUS	6,965,262	1,341,377	1,741,234	2,118,040	154,970	84,682	127,481	5,567,784	12,533,045
MARSHALL CENTER									
MARSHALL MALL CENTER	61,853	9,670	5,812	46,300	-	-	200	61,982	123,835
WORKFORCE EDUCATION	18,000	-	500	2,992	-	-	-	3,492	21,492
TOTAL MARSHALL CENTER	79,853	9,670	6,312	49,292	-	-	200	65,474	145,327
SHELBY CENTER									
SHELBY COLLEGE CENTER	147,169	30,489	13,775	22,490	-	-	1,900	68,654	215,823
VOCATIONAL NURSING (Allocated)	168,944	31,040	2,200	1,050	-	-	3,500	37,790	206,734
WELDING (Allocated)	57,890	9,352	1,120	18,000	5,000	-	950	34,422	92,311
COSMETOLOGY	83,357	13,109	810	7,500	-	-	750	22,169	105,526
INDUSTRIAL TECHNOLOGY (Allocated)	102,372	16,027	2,520	2,340	900	-	1,890	23,677	126,049
WORKFORCE EDUCATION	33,000	-	6,000	4,645	-	-	-	10,645	43,645
TOTAL SHELBY CENTER	592,732	100,017	26,425	56,025	5,900	-	8,990	197,357	790,088
GRAND TOTAL ALL ALLOCATIONS	\$ 7,637,846	\$ 1,451,063	\$ 1,773,971	\$ 2,223,357	\$ 160,870	\$ 84,682	\$ 136,671	\$ 5,830,614	\$ 13,468,460

PANOLA COLLEGE
 AUXILIARY FUNDS
 2011-12 & 2010-11 BUDGET COMPARISON

<u>REVENUE SOURCE</u>	<u>2011-12 BUDGET</u>	<u>2010-11 BUDGET</u>
COLLEGE STORE SALES	\$ 1,063,165	\$ 900,000
FOOD SERVICE	425,000	440,000
HOUSING	390,000	400,000
INTEREST INCOME	1,500	6,000
MISCELLANEOUS	15,000	15,000
TRANSFERS IN FROM UNRESTRICTED	289,883	256,931
TOTAL REVENUE	<u>\$ 2,184,548</u>	<u>\$ 2,017,931</u>
<u>EXPENDITURES</u>		
COLLEGE STORE	\$ 980,458	\$ 815,702
FOOD SERVICE	457,500	457,500
ATHLETICS	702,404	703,444
HOUSING	44,186	41,285
TOTAL EXPENDITURES	<u>\$ 2,184,548</u>	<u>\$ 2,017,931</u>

PANOLA COLLEGE
AUXILIARY FUND
EXPENDITURES OBJECT BUDGET
2011-12

FUNCTION	SALARIES	STAFF BENEFITS	GENERAL EXPENSES	SUPPLIES	EQUIPMENT	SCHOLAR- SHIPS	TRAVEL	TOTAL WITHOUT SALARIES	TOTAL BUDGET 2011-12
ATHLETICS									
MEN'S BASKETBALL	\$ 37,559	\$ 11,767	\$ 21,335	\$ 15,000	\$ -	\$ 45,000	\$ 5,400	\$ 98,502	\$ 136,061
MEN'S BASEBALL	34,264	14,375	34,437	16,250	-	75,000	6,000	146,062	180,326
WOMEN'S BASKETBALL	39,554	15,845	21,210	15,000	-	52,000	5,400	109,455	149,009
ATHLETIC DIRECTOR	7,500	-	25,565	-	-	-	-	25,565	33,065
RODEO TEAM	21,600	1,801	16,350	8,850	-	25,000	1,500	53,501	75,101
VOLLEYBALL	38,132	13,450	22,510	10,850	-	39,000	4,900	90,710	128,842
TOTAL ATHLETICS	178,609	57,238	141,407	65,950	-	236,000	23,200	523,795	702,404
COLLEGE STORE	34,710	15,758	12,685	917,155	-	-	150	945,748	980,458
FOOD SERVICE	-	-	-	457,500	-	-	-	457,500	457,500
RESIDENCE LIFE	11,882	3,054	13,650	15,600	-	-	-	32,304	44,186
TOTAL AUXILIARY FUNDS	\$ 225,201	\$ 76,050	\$ 167,742	\$ 1,456,205	\$ -	\$ 236,000	\$ 23,350	\$ 1,959,347	\$ 2,184,548

PANOLA COLLEGE
 CURRENT RESTRICTED FUND REVENUES
 2011-12 BUDGET

	<u>TOTAL 2011-12</u>
LOCAL SOURCES	
TRANSFERS IN FROM UNRESTRICTED FUND	\$ 505,004
INTEREST / ROYALTY INCOME	<u>5,000</u>
TOTAL LOCAL SOURCES	<u>510,004</u>
STATE SOURCES	
TEXAS GRANTS	92,750
ADULT BASIC EDUCATION GRANTS	<u>18,638</u>
TOTAL STATE SOURCES	<u>111,388</u>
FEDERAL SOURCES	
PELL AWARDS	3,250,000
SEOG AWARDS	32,126
CWS AWARDS	37,684
CARL PERKINS GRANT	154,126
ADULT BASIC EDUCATION GRANTS	<u>165,394</u>
TOTAL FEDERAL SOURCES	<u>3,639,330</u>
TOTAL CURRENT RESTRICTED FUND REVENUES	<u><u>\$ 4,260,722</u></u>

PANOLA COLLEGE
 CURRENT RESTRICTED FUND EXPENDITURES
 2011-12 BUDGET

	<u>TOTAL 2011-12</u>
LOCAL SOURCES	
TUITION & FEES SCHOLARSHIPS	<u>\$ 510,004</u>
TOTAL LOCAL SOURCES	<u>510,004</u>
STATE SOURCES	
TEXAS GRANTS	92,750
ADULT BASIC EDUCATION GRANTS	<u>18,638</u>
TOTAL STATE SOURCES	<u>111,388</u>
FEDERAL SOURCES	
PELL AWARDS	3,250,000
SEOG AWARDS	32,126
CWS AWARDS	37,684
CARL PERKINS GRANT	154,126
ADULT BASIC EDUCATION GRANTS	<u>165,394</u>
TOTAL FEDERAL SOURCES	<u>3,639,330</u>
TOTAL CURRENT RESTRICTED FUND REVENUES	<u><u>\$ 4,260,722</u></u>

PANOLA COLLEGE
UNEXPENDED PLANT FUND
2010-11 BUDGET

	<u>TOTAL 2011-12</u>
<u>REVENUES</u>	
INTEREST EARNINGS	\$ 10,000
TRANSFERS IN FROM UNRESTRICTED	<u>200,000</u>
TOTAL REVENUES	<u>210,000</u>
<u>EXPENDITURES</u>	
TOTAL EXPENDITURES	<u>-</u>
<u>OTHER USES</u>	
TOTAL OTHER USES	<u>-</u>
ACCUMULATION OF CASH RESERVES	<u>\$ 210,000</u>