



***BUDGET
FISCAL YEAR
2009-2010***

PANOLA COLLEGE

TABLE OF CONTENTS 2009-2010 BUDGET

BUDGET & BUDGET COMPARISON (ALL FUNDS)	1
CURRENT UNRESTRICTED FUNDS REVENUES AND EXPENDITURES	
Budget & Budget Comparison	2
Graph - Revenue by Major Function	3
Graph - Expenditures by Major Function	4
Graph - Expenditures by Major Object	5
Expenditure Functional Budget	6-8
Expenditure Object Budget	9-12
AUXILIARY FUND	
Budget & Budget Comparison	13
Expenditure Object Budget	14
CURRENT RESTRICTED FUND BUDGET	15-16
UNEXPENDED PLANT FUND BUDGET	17

PANOLA COLLEGE
 BUDGET AND BUDGET COMPARISON
 ALL FUNDS COMBINED
 2009-10 AND 2008-09

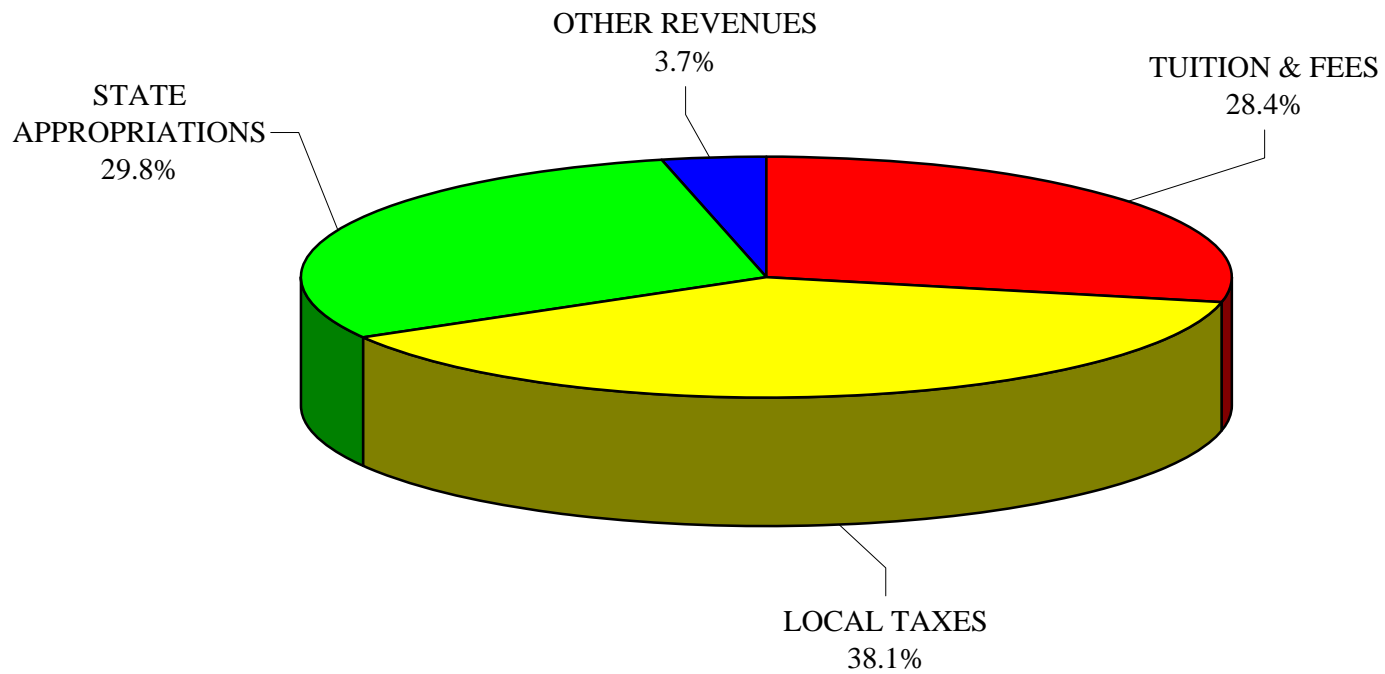
	2009-10 BUDGET	2008-09 BUDGET
REVENUES AND OTHER SOURCES		
TUITION AND FEES	\$ 3,655,000	\$ 3,301,445
LOCAL TAXES	4,900,000	4,817,323
STATE APPROPRIATIONS	3,826,099	3,643,558
STATE GRANTS	168,638	222,347
FEDERAL GRANTS	2,270,822	2,334,552
INTEREST / OTHER INCOME	558,323	480,244
AUXILIARY INCOME	1,710,000	1,623,000
(ACCUMULATION) USE OF CASH RESERVES	(35,000)	5,251,824
TOTAL REVENUES	\$ 17,053,882	\$ 21,674,293
EXPENDITURES		
UNRESTRICTED FUND EXPENDITURES	\$ 12,289,627	\$ 11,917,035
AUXILIARY FUND EXPENDITURES	1,907,824	1,878,535
RESTRICTED FUND EXPENDITURES	2,856,431	2,878,723
CONSTRUCTION FUND EXPENDITURES	-	5,000,000
TOTAL EXPENDITURES	\$ 17,053,882	\$ 21,674,293
OTHER SOURCES AND USES		
TRANSFERS IN:		
UNRESTRICTED FUND	\$ 568,795	\$ 527,359
UNEXPENDED PLANT FUND	-	289,824
UNEXPENDED PLANT FUND - LIBRARY	-	1,000,000
TRANSFERS OUT:		
UNRESTRICTED FUND	(568,795)	(527,359)
UNEXPENDED PLANT FUND	-	(1,289,824)
TOTAL OTHER SOURCES AND USES	\$ -	\$ -

PANOLA COLLEGE
CURRENT UNRESTRICTED FUND REVENUES AND EXPENDITURES
2009-10 BUDGET & 2008-09 BUDGET COMPARISON

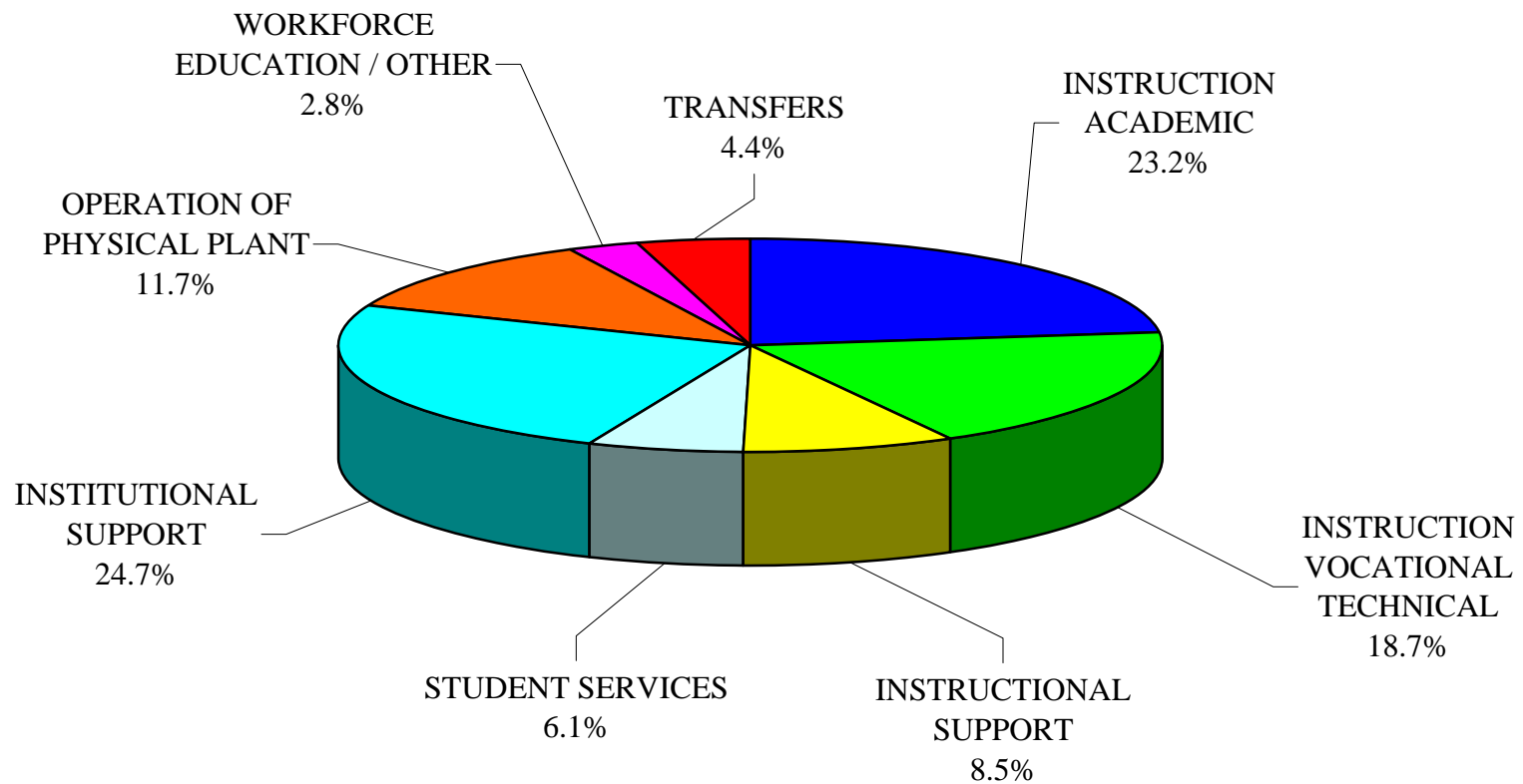
REVENUE SOURCE	CARTHAGE CAMPUS	MARSHALL CENTER	SHELBY CENTER	2009-10 BUDGET	2008-09 BUDGET
TUITION AND FEES	\$ 2,960,550	\$ 244,885	\$ 449,565	\$ 3,655,000	\$ 3,301,445
LOCAL TAXES	4,900,000			4,900,000	4,817,323
STATE APPROPRIATIONS (ALLOCATED)	3,397,576	88,000	340,523	3,826,099	3,643,558
INTEREST INCOME	150,000			150,000	200,000
TRANSFER FROM UNEXPENDED RESERVES	0			0	289,824
OTHER REVENUES	209,487	13,093	104,743	327,323	192,244
TOTAL REVENUES	\$ 11,617,613	\$ 345,978	\$ 894,831	\$ 12,858,422	\$ 12,444,394
EXPENDITURES					
INSTRUCTION ACADEMIC	\$ 2,391,743	\$ 193,555	\$ 396,487	\$ 2,981,785	\$ 2,956,854
INSTRUCTION VOCATIONAL TECHNICAL	1,912,475	-	488,876	2,401,350	2,356,552
INSTRUCTIONAL SUPPORT	1,089,475	-	-	1,089,475	1,040,678
STUDENT SERVICES	782,058	-	-	782,058	762,780
INSTITUTIONAL SUPPORT	3,182,247	-	-	3,182,247	3,132,321
OPERATION OF PHYSICAL PLANT	1,462,128	-	45,000	1,507,128	1,411,430
WORKFORCE EDUCATION / OTHER	302,384	10,200	33,000	345,584	256,420
TRANSFERS TO UNEXPENDED RESERVES				-	-
TRANSFERS TO OTHER FUNDS	568,795			568,795	527,359
TOTAL EXPENDITURES	\$ 11,691,305	\$ 203,755	\$ 963,363	\$ 12,858,422	\$ 12,444,394

Current Unrestricted Funds

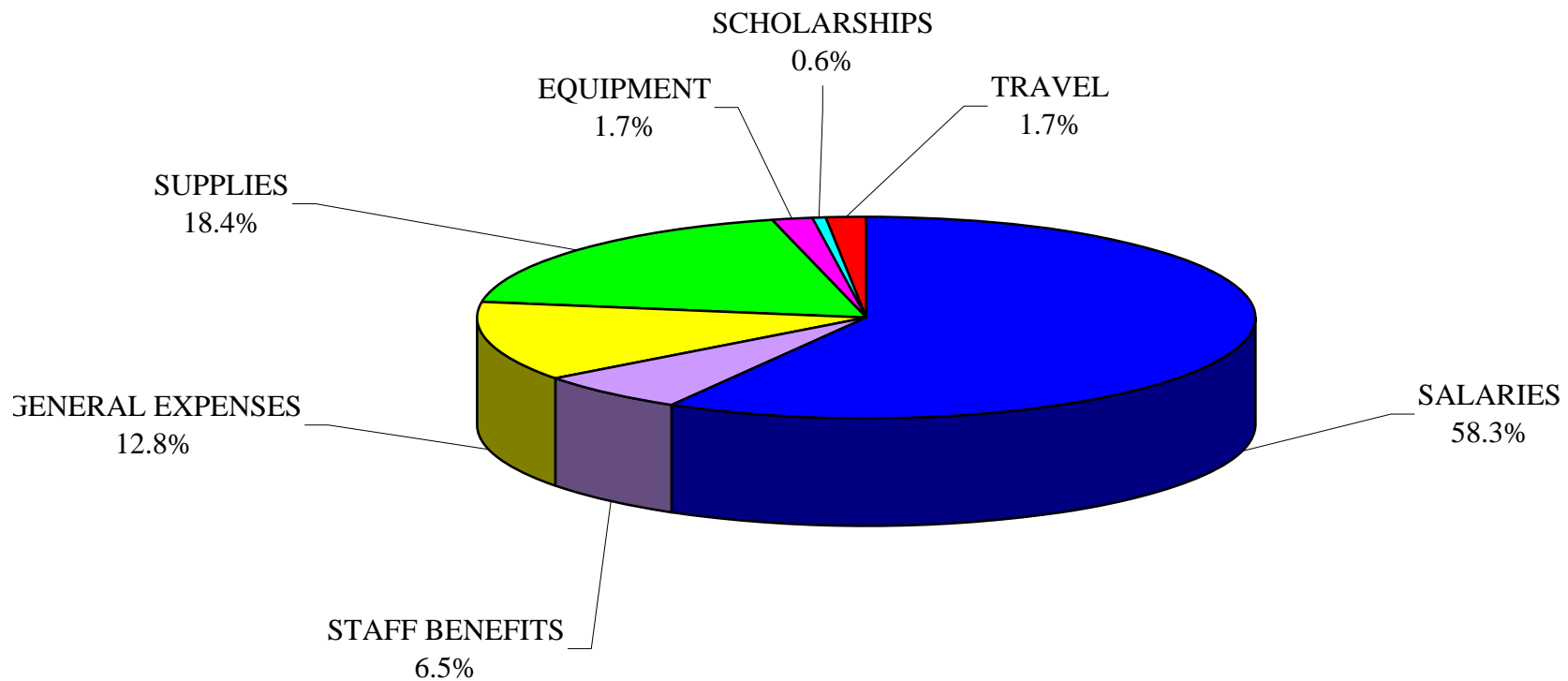
Revenues By Major Function



Current Unrestricted Fund Expenditures By Function



Current Unrestricted Fund Expenditures By Major Object



PANOLA COLLEGE
 CURRENT UNRESTRICTED FUND EXPENDITURES
 EXPENDITURE FUNCTIONAL BUDGET
 2009-10

EXPENDITURES	CARTHAGE CAMPUS	MARSHALL CENTER	SHELBY CENTER	TOTAL 2009-10
ACADEMIC INSTRUCTION:				
INSTRUCTIONAL ADMINISTRATION	\$ 222,659	\$ 52,672	\$ 164,897	\$ 440,228
BIOLOGY	335,671			335,671
PHYSICS / CHEMISTRY	69,250			69,250
PHYSICAL EDUCATION	185,668			185,668
WELLNESS CENTER	27,777			27,777
VOCAL MUSIC	105,169			105,169
INSTRUMENTAL MUSIC	147,836			147,836
SPEECH	81,408			81,408
DRAMA	96,219			96,219
ART	83,872			83,872
SPANISH	54,001			54,001
ENGLISH	208,149			208,149
EDUCATION	59,066			59,066
JOURNALISM	55,387			55,387
MATHEMATICS	216,865			216,865
POLITICAL SCIENCE	57,913			57,913
HISTORY	82,200			82,200
SOCIOLOGY	54,853			54,853
BUSINESS	68,400			68,400
PSYCHOLOGY	70,033			70,033
DEVELOPMENTAL SKILLS	109,347			109,347
ACADEMIC RELATED	-	140,883	231,590	372,473
TOTAL ACADEMIC INSTRUCTION	2,391,743	193,555	396,487	2,981,785
OTHER INSTRUCTION				
WORKFORCE EDUCATION	240,482	10,200	33,000	283,682
EMT PROGRAM	61,902			61,902
TOTAL OTHER INSTRUCTION	302,384	10,200	33,000	345,584

PANOLA COLLEGE
 CURRENT UNRESTRICTED FUND EXPENDITURES
 EXPENDITURE FUNCTIONAL BUDGET
 2009-10

EXPENDITURES	CARTHAGE CAMPUS	MARSHALL CENTER	SHELBY CENTER	TOTAL 2009-10
VOCATIONAL TECHNICAL INSTRUCTION				
OFFICE SYSTEMS TECHNOLOGY	95,176			95,176
COMPUTER INFORMATION SYSTEMS	218,921			218,921
WELDING (Allocated)	57,056		57,056	114,111
COSMETOLOGY	123,053		101,252	224,305
OCCUPATIONAL THERAPY ASSISTING	213,717			213,717
HEALTH INFORMATION TECHNOLOGY	122,338			122,338
ASSOCIATE DEGREE NURSING	751,646			751,646
VOCATIONAL NURSING (Allocated)	196,608		196,608	393,216
INDUSTRIAL TECHNOLOGY (Allocated)	133,960		133,960	267,920
TOTAL VOCATIONAL TECHNICAL INSTRUCTION	1,912,475	-	488,876	2,401,350
INSTRUCTIONAL SUPPORT				
LIBRARY	447,946			447,946
DISTANCE LEARNING	365,806			365,806
COMPUTER SERVICES	275,723			275,723
TOTAL INSTRUCTIONAL SUPPORT	1,089,475	-	-	1,089,475
INSTITUTIONAL SUPPORT				
GOVERNING BOARD OF TRUSTEES	66,379			66,379
PRESIDENT'S OFFICE	269,057			269,057
BUSINESS & FISCAL MANAGEMENT	458,339			458,339
COLLEGE RELATIONS / SERVICES	213,369			213,369
GRANTS	31,265			31,265
GENERAL INSTITUTIONAL	1,886,119			1,886,119
CAMPUS SECURITY	174,963			174,963
STAFF BENEFITS	32,837			32,837
INSTITUTIONAL RESEARCH	6,037			6,037
QUALILTY ENHANCEMENT PLAN	9,682			9,682
INSTITUTIONAL EFFECTIVENESS / SACS	34,200			34,200
TOTAL INSTITUTIONAL SUPPORT	3,182,247	-	-	3,182,247

PANOLA COLLEGE
 CURRENT UNRESTRICTED FUND EXPENDITURES
 EXPENDITURE FUNCTIONAL BUDGET
 2009-10

EXPENDITURES	CARTHAGE CAMPUS	MARSHALL CENTER	SHELBY CENTER	TOTAL 2009-10
STUDENT SERVICES				
STUDENT SERVICES ADMINISTRATION	198,355			198,355
ADMISSIONS & REGISTRAR	213,580			213,580
STUDENT ACTIVITIES	45,356			45,356
STUDENT SENATE	4,300			4,300
FINANCIAL AID	106,847			106,847
GUIDANCE & COUNSELING	118,418			118,418
TESTING	92,507			92,507
HONORS PROGRAM	2,695			2,695
TOTAL STUDENT SERVICES	782,058	-	-	782,058
PHYSICAL PLANT				
GENERAL SERVICES	1,120,228			1,120,228
UTILITIES	341,900		45,000	386,900
TOTAL PHYSICAL PLANT	1,462,128	-	45,000	1,507,128
TOTAL EXPENDITURES BEFORE TRANSFERS AND OTHER USES	11,122,510	203,755	963,363	12,289,627
TRANSFERS				
TRANSFER TO AUXILIARY	176,824			176,824
TRANSFER TO GENERAL SCHOLARSHIPS	391,971			391,971
TOTAL TRANSFERS	568,795	-	-	568,795
TOTAL EXPENDITURES AND TRANSFERS	\$ 11,691,305	\$ 203,755	\$ 963,363	\$ 12,858,422

PANOLA COLLEGE
 CURRENT UNRESTRICTED FUND EXPENDITURES
 EXPENDITURES OBJECT BUDGET
 2009-10

FUNCTION	STAFF SALARIES	GENERAL BENEFITS	GENERAL EXPENSES	SUPPLIES	EQUIPMENT	SCHOLAR- SHIPS	TRAVEL	TOTAL WITHOUT SALARIES	TOTAL BUDGET 2009-10
CARTHAGE CAMPUS									
ACADEMIC INSTRUCTION:									
ACADEMIC ADMINISTRATION	\$ 176,293	\$ 18,766	\$ 22,400	\$ 2,200	\$ -	\$ -	\$ 3,000	\$ 46,366	\$ 222,659
BIOLOGY	278,873	25,075	5,635	17,250	5,048	-	3,790	56,798	335,671
PHYSICS / CHEMISTRY	55,068	5,312	1,070	5,800	-	-	2,000	14,182	69,250
PHYSICAL EDUCATION	169,106	14,912	500	1,150	-	-	-	16,562	185,668
WELLNESS CENTER	8,600	77	100	12,800	6,200	-	-	19,177	27,777
VOCAL MUSIC	61,916	5,523	1,600	8,575	-	23,170	4,385	43,253	105,169
INSTRUMENTAL MUSIC	97,686	8,715	635	12,200	-	25,000	3,600	50,150	147,836
SPEECH	71,505	6,553	1,000	1,100	-	-	1,250	9,903	81,408
DRAMA	58,294	5,106	2,651	10,150	-	13,680	6,338	37,925	96,219
ART	66,266	7,337	979	1,200	-	7,440	650	17,606	83,872
SPANISH	47,356	4,320	425	300	-	-	1,600	6,645	54,001
ENGLISH	182,848	18,331	2,370	4,000	-	-	600	25,301	208,149
EDUCATION	50,298	4,343	2,250	975	-	-	1,200	8,768	59,066
JOURNALISM	43,556	4,006	825	5,100	-	-	1,900	11,831	55,387
MATHEMATICS	185,574	20,411	3,180	3,550	-	-	4,150	31,291	216,865
POLITICAL SCIENCE	50,596	4,872	545	800	-	-	1,100	7,317	57,913
HISTORY	68,596	6,074	1,680	1,050	-	-	4,800	13,604	82,200
SOCIOLOGY	46,836	3,867	650	1,000	-	-	2,500	8,017	54,853
BUSINESS	60,056	7,004	585	50	-	-	705	8,344	68,400
PSYCHOLOGY	62,666	5,497	1,270	300	-	-	300	7,367	70,033
DEVELOPMENTAL SKILLS	95,692	8,595	1,485	1,400	-	-	2,175	13,655	109,347
TOTAL ACADEMIC INSTRUCTION	1,937,681	184,696	51,835	90,950	11,248	69,290	46,043	454,062	2,391,743

PANOLA COLLEGE
 CURRENT UNRESTRICTED FUND EXPENDITURES
 EXPENDITURES OBJECT BUDGET
 2009-10

FUNCTION	SALARIES	STAFF BENEFITS	GENERAL EXPENSES	SUPPLIES	EQUIPMENT	SCHOLAR- SHIPS	TRAVEL	TOTAL WITHOUT SALARIES	TOTAL BUDGET 2009-10
CARTHAGE CAMPUS									
VOCATIONAL INSTRUCTION									
OFFICE SYSTEMS TECHNOLOGY	\$ 62,706	\$ 7,445	\$ 925	\$ 3,600	\$ 20,000	\$ -	\$ 500	\$ 32,470	\$ 95,176
COMPUTER INFORMATION SYSTEMS	186,868	21,588	1,415	7,250	-	-	1,800	32,053	218,921
WELDING (Allocated)	22,378	2,053	3,175	17,200	10,000	-	2,250	34,678	57,056
COSMETOLOGY	94,480	10,348	1,575	11,300	3,800	-	1,550	28,573	123,053
OCCUPATIONAL THERAPY ASSISTING	182,146	16,267	7,669	4,000	-	-	3,635	31,571	213,717
HEALTH INFORMATION TECHNOLOGY	97,702	8,886	3,285	7,500	-	-	4,965	24,636	122,338
ASSOCIATE DEGREE NURSING	665,106	58,556	8,284	5,700	-	-	14,000	86,540	751,646
VOCATIONAL NURSING (Allocated)	172,065	15,402	2,950	2,000	-	-	4,192	24,544	196,608
INDUSTRIAL TECHNOLOGY (Allocated)	103,164	8,897	3,275	11,500	5,000	-	2,125	30,797	133,960
TOTAL VOCATIONAL TECHNICAL INSTRUCTION	1,586,614	149,441	32,553	70,050	38,800	-	35,017	325,861	1,912,475
INSTRUCTIONAL SUPPORT									
LIBRARY	276,578	27,218	4,350	79,000	55,000	-	5,800	171,368	447,946
DISTANCE LEARNING	288,955	27,811	4,950	40,590	-	-	3,500	76,851	365,806
COMPUTER SERVICES	214,777	19,601	325	32,020	2,000	-	7,000	60,946	275,723
TOTAL INSTRUCTIONAL SUPPORT	780,310	74,630	9,625	151,610	57,000	-	16,300	309,165	1,089,475
OTHER INSTRUCTIONAL									
WORKFORCE EDUCATION	182,571	9,661	22,650	22,600	-	-	3,000	57,911	240,482
EMT PROGRAM	52,639	4,343	1,420	2,000	-	-	1,500	9,263	61,902
TOTAL OTHER INSTRUCTIONAL	235,210	14,004	24,070	24,600	-	-	4,500	67,174	302,384

PANOLA COLLEGE
 CURRENT UNRESTRICTED FUND EXPENDITURES
 EXPENDITURES OBJECT BUDGET
 2009-10

FUNCTION	STAFF SALARIES	GENERAL BENEFITS	GENERAL EXPENSES	SUPPLIES	EQUIPMENT	SCHOLAR- SHIPS	TRAVEL	TOTAL WITHOUT SALARIES	TOTAL BUDGET 2009-10
CARTHAGE CAMPUS									
INSTITUTIONAL SUPPORT									
GOVERNING BOARD OF TRUSTEES	-	43,855	15,224	3,800	-	-	3,500	66,379	66,379
PRESIDENT'S OFFICE	213,246	39,688	3,070	2,400	-	-	10,653	55,811	269,057
BUSINESS & FISCAL MANAGEMENT	387,631	37,153	17,405	8,150	-	-	8,000	70,708	458,339
COLLEGE RELATIONS / SERVICES	103,524	9,828	95,072	2,820	-	-	2,125	109,845	213,369
GRANTS	24,876	2,464	825	400	-	-	2,700	6,389	31,265
GENERAL INSTITUTIONAL	47,483	5,305	296,300	1,531,531	-	5,500	-	1,838,636	1,886,119
CAMPUS SECURITY	135,014	29,119	1,175	1,925	5,330	-	2,400	39,949	174,963
STAFF BENEFITS	-	32,837	-	-	-	-	-	32,837	32,837
INSTITUTIONAL RESEARCH	3,721	281	335	400	-	-	1,300	2,316	6,037
QUALITY ENHANCEMENT PLAN	3,000	248	4,800	234	-	-	1,400	6,682	9,682
INSTITUTIONAL EFFECTIVENESS / SACS	-	-	1,800	2,000	-	-	30,400	34,200	34,200
TOTAL INSTITUTIONAL SUPPORT	918,495	200,778	436,006	1,553,660	5,330	5,500	62,478	2,263,752	3,182,247
STUDENT SERVICES									
STUDENT SERVICES ADMINISTRATION	141,680	15,925	25,550	5,700	-	-	9,500	56,675	198,355
ADMISSIONS & REGISTRAR	162,051	15,604	28,625	5,300	-	-	2,000	51,529	213,580
STUDENT ACTIVITIES	22,820	2,136	18,450	950	-	-	1,000	22,536	45,356
STUDENT SENATE	-	-	200	100	-	-	4,000	4,300	4,300
FINANCIAL AID	91,008	7,689	2,950	1,200	-	-	4,000	15,839	106,847
GUIDANCE & COUNSELING	106,510	9,408	350	650	-	-	1,500	11,908	118,418
TESTING	63,633	5,639	685	18,550	-	-	4,000	28,874	92,507
HONORS PROGRAM	-	-	105	250	-	-	2,340	2,695	2,695
TOTAL STUDENT SERVICES	587,702	56,401	76,915	32,700	-	-	28,340	194,356	782,058

PANOLA COLLEGE
CURRENT UNRESTRICTED FUND EXPENDITURES
EXPENDITURES OBJECT BUDGET
2009-10

FUNCTION	STAFF SALARIES	STAFF BENEFITS	GENERAL EXPENSES	SUPPLIES	EQUIPMENT	SCHOLAR- SHIPS	TRAVEL	TOTAL WITHOUT SALARIES	TOTAL BUDGET 2009-10
CARTHAGE CAMPUS									
PHYSICAL PLANT									
GENERAL SERVICES	623,929	78,899	650	315,250	93,000	-	8,500	496,299	1,120,228
UTILITIES	-	-	341,900	-	-	-	-	341,900	341,900
TOTAL PHYSICAL PLANT	623,929	78,899	342,550	315,250	93,000	-	8,500	838,199	1,462,128
TRANSFERS									
TRANSFER TO AUXILIARY			237,535					237,535	237,535
TRANSFER TO GENERAL SCHOLARSHIPS			391,971					391,971	391,971
TOTAL TRANSFERS	-	-	629,506	-	-	-	-	629,506	629,506
TOTAL CARTHAGE CAMPUS	6,669,941	758,849	1,603,060	2,238,820	205,378	74,790	201,178	5,082,075	11,752,016
MARSHALL CENTER									
MARSHALL MALL CENTER	122,418	10,485	8,452	49,200	-	-	3,000	71,137	193,555
WORKFORCE EDUCATION	8,700	-	-	1,500	-	-	-	1,500	10,200
TOTAL MARSHALL CENTER	131,118	10,485	8,452	50,700	-	-	3,000	72,637	203,755
SHELBY CENTER									
SHELBY COLLEGE CENTER	307,657	29,165	15,775	36,790	-	-	7,100	88,830	396,487
VOCATIONAL NURSING (Allocated)	172,065	15,402	2,950	2,000	-	-	4,192	24,544	196,608
WELDING (Allocated)	22,378	2,053	3,175	17,200	10,000	-	2,250	34,678	57,056
COSMETOLOGY	81,578	8,999	1,175	8,300	450	-	750	19,674	101,252
INDUSTRIAL TECHNOLOGY (Allocated)	103,164	8,897	3,275	11,500	5,000	-	2,125	30,797	133,960
WORKFORCE EDUCATION	22,000	-	8,000	3,000	-	-	-	11,000	33,000
TOTAL SHELBY CENTER	708,841	64,515	34,350	78,790	15,450	-	16,417	209,522	918,363
GRAND TOTAL ALL ALLOCATIONS	\$ 7,509,900	\$ 833,849	\$ 1,645,862	\$ 2,368,310	\$ 220,828	\$ 74,790	\$ 220,594	\$ 5,364,233	\$ 12,874,133

PANOLA COLLEGE
AUXILIARY FUNDS
2009-10 & 2008-09 BUDGET COMPARISON

<u>REVENUE SOURCE</u>	<u>2009-10 BUDGET</u>	<u>2008-09 BUDGET</u>
COLLEGE STORE SALES	\$ 870,000	\$ 845,000
FOOD SERVICE	440,000	400,000
HOUSING	400,000	378,000
INTEREST INCOME	6,000	4,000
MISCELLANEOUS	15,000	14,000
TRANSFERS IN FROM UNRESTRICTED	176,824	237,535
TOTAL REVENUE	<u>\$ 1,907,824</u>	<u>\$ 1,878,535</u>
<u>EXPENDITURES</u>		
COLLEGE STORE	\$ 759,372	\$ 797,249
FOOD SERVICE	427,040	387,040
ATHLETICS	675,806	652,856
HOUSING	45,606	41,390
TOTAL EXPENDITURES	<u>\$ 1,907,824</u>	<u>\$ 1,878,535</u>

PANOLA COLLEGE
AUXILIARY FUND
EXPENDITURES OBJECT BUDGET
2009-10

FUNCTION	SALARIES	STAFF BENEFITS	GENERAL EXPENSES	SUPPLIES	EQUIPMENT	SCHOLAR- SHIPS	TRAVEL	TOTAL WITHOUT SALARIES	TOTAL BUDGET 2009-10
ATHLETICS									
MEN'S BASKETBALL	\$ 32,756	\$ 11,389	\$ 19,885	\$ 16,025	\$ -	\$ 46,660	\$ 5,400	\$ 99,359	\$ 132,115
MEN'S BASEBALL	33,039	10,841	35,227	16,250	3,500	69,650	6,400	141,868	174,907
WOMEN'S BASKETBALL	37,328	12,045	20,585	17,900	-	46,440	5,400	102,370	139,698
ATHLETIC DIRECTOR	7,500	-	21,134	2,750	-	-	-	23,884	31,384
RODEO TEAM	21,300	1,758	16,600	11,400	-	21,360	1,500	52,618	73,918
VOLLEYBALL	31,917	9,393	22,675	11,000	3,264	40,635	4,900	91,867	123,784
TOTAL ATHLETICS	163,840	45,426	136,106	75,325	6,764	224,745	23,600	511,966	675,806
COLLEGE STORE	33,654	12,413	12,845	700,210	-	-	250	725,718	759,372
FOOD SERVICE	-	-	-	427,040	-	-	-	427,040	427,040
RESIDENCE LIFE	17,822	1,564	11,620	14,600	-	-	-	27,784	45,606
TOTAL AUXILIARY FUNDS	\$ 215,316	\$ 59,403	\$ 160,571	\$ 1,217,175	\$ 6,764	\$ 224,745	\$ 23,850	\$ 1,692,508	\$ 1,907,824

PANOLA COLLEGE
 CURRENT RESTRICTED FUND REVENUES
 2009-10 BUDGET

	TOTAL 2009-10
LOCAL SOURCES	
TRANSFERS IN FROM UNRESTRICTED FUND	\$ 391,971
INTEREST / ROYALTY INCOME	25,000
	416,971
TOTAL LOCAL SOURCES	
STATE SOURCES	
TEXAS GRANTS	150,000
ADULT BASIC EDUCATION GRANTS	18,638
	168,638
TOTAL STATE SOURCES	
FEDERAL SOURCES	
PELL AWARDS	1,900,000
SEOG AWARDS	35,041
CWS AWARDS	24,219
CARL PERKINS GRANT	124,328
TECH PREP	20,000
ADULT BASIC EDUCATION GRANTS	167,234
	2,270,822
TOTAL FEDERAL SOURCES	
TOTAL CURRENT RESTRICTED FUND REVENUES	\$ 2,856,431

PANOLA COLLEGE
 CURRENT RESTRICTED FUND EXPENDITURES
 2009-10 BUDGET

	<u>TOTAL 2009-10</u>
LOCAL SOURCES	
TUITION & FEES SCHOLARSHIPS	\$ 416,971
TOTAL LOCAL SOURCES	<u>416,971</u>
STATE SOURCES	
TEXAS GRANTS	150,000
ADULT BASIC EDUCATION GRANTS	<u>18,638</u>
TOTAL STATE SOURCES	<u>168,638</u>
FEDERAL SOURCES	
PELL AWARDS	1,900,000
SEOG AWARDS	35,041
CWS AWARDS	24,219
CARL PERKINS GRANT	124,328
TECH PREP	20,000
ADULT BASIC EDUCATION GRANTS	<u>167,234</u>
TOTAL FEDERAL SOURCES	<u>2,270,822</u>
TOTAL CURRENT RESTRICTED FUND REVENUES	<u><u>\$ 2,856,431</u></u>

PANOLA COLLEGE
UNEXPENDED PLANT FUND
2009-10 BUDGET

	<u>TOTAL 2009-10</u>
<u>REVENUES</u>	
INTEREST EARNINGS	<u>\$ 35,000</u>
TOTAL REVENUES	<u>35,000</u>
<u>EXPENDITURES</u>	
TOTAL EXPENDITURES	<u>-</u>
<u>OTHER USES</u>	
TOTAL OTHER USES	<u>-</u>
ACCUMULATION OF CASH RESERVES	<u><u>\$ 35,000</u></u>