



***BUDGET  
FISCAL YEAR  
2005-2006***

# PANOLA COLLEGE

## TABLE OF CONTENTS 2005-2006 BUDGET

BUDGET & BUDGET COMPARISON (ALL FUNDS)	1
CURRENT UNRESTRICTED FUNDS REVENUES AND EXPENDITURES	
Budget & Budget Comparison	2
Graph - Revenue by Major Function	3
Graph - Expenditures by Major Function	4
Graph - Expenditures by Major Object	5
Expenditure Functional Budget	6-8
Expenditure Object Budget	9-12
AUXILIARY FUND	
Budget & Budget Comparison	13
Expenditure Object Budget	14
CURRENT RESTRICTED FUND BUDGET	15-16
UNEXPENDED PLANT FUND BUDGET	17
CONSTRUCTION FUND BUDGET	18

PANOLA COLLEGE  
 BUDGET AND BUDGET COMPARISON  
 ALL FUNDS COMBINED  
 2005-06 AND 2004-05

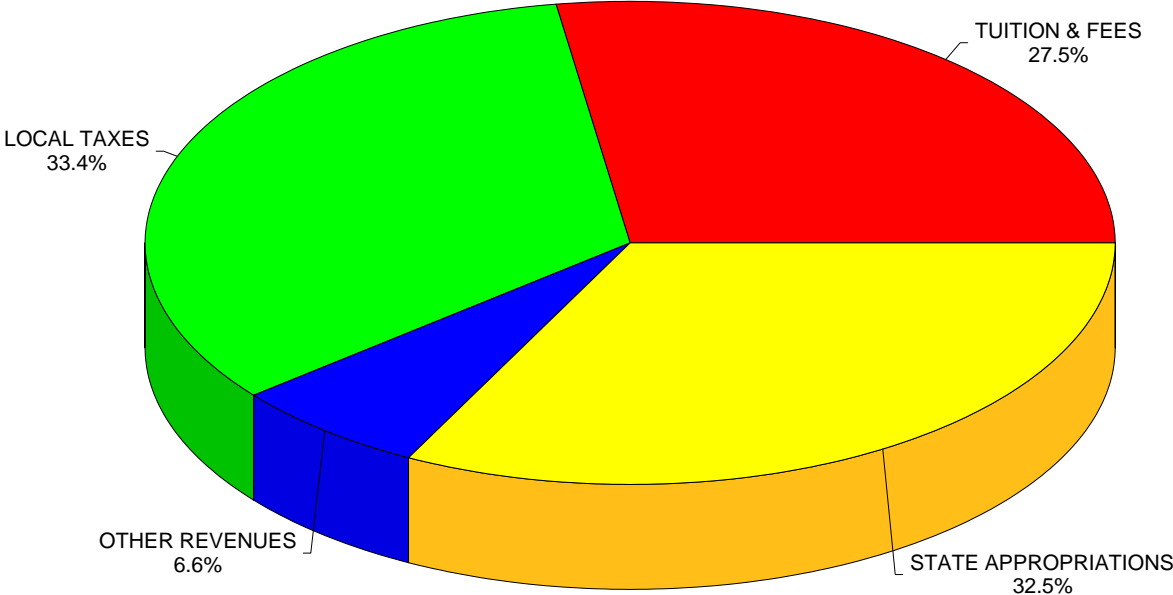
	<u>2005-06</u>	<u>2004-05</u>
	<u>BUDGET</u>	<u>BUDGET</u>
<b>REVENUES AND OTHER SOURCES</b>		
TUITION AND FEES	\$2,780,000	\$2,646,589
LOCAL TAXES	3,382,370	3,222,360
STATE APPROPRIATIONS	3,294,704	3,233,259
STATE GRANTS	187,126	218,731
FEDERAL GRANTS	2,257,598	1,480,312
INTEREST/OTHER INCOME	734,596	551,460
AUXILIARY INCOME	1,497,000	1,242,000
BOND PROCEEDS		2,500,000
USE OF CASH RESERVES	374,516	161,886
TOTAL REVENUES	<u>\$14,507,910</u>	<u>\$15,256,597</u>
<b>EXPENDITURES</b>		
UNRESTRICTED FUND EXPENDITURES	\$9,407,666	\$9,036,852
AUXILIARY FUND EXPENDITURES	1,763,973	1,570,113
RESTRICTED FUND EXPENDITURES	2,748,901	2,149,632
CONSTRUCTION FUND EXPENDITURES	400,000	2,500,000
TOTAL EXPENDITURES	<u>\$14,320,540</u>	<u>\$15,256,597</u>
<b>OTHER SOURCES AND USES</b>		
<b>TRANSFERS IN:</b>		
UNRESTRICTED FUND	\$716,520	\$710,702
UNEXPENDED PLANT FUND	593,886	193,886
UNEXPENDED PLANT FUND - LIBRARY	187,370	
<b>TRANSFERS OUT:</b>		
UNRESTRICTED FUND	(716,520)	(710,702)
UNEXPENDED PLANT FUND	(593,886)	(193,886)
TOTAL OTHER SOURCES AND (USES)	<u>\$187,370</u>	<u>\$0</u>

PANOLA COLLEGE  
 CURRENT UNRESTRICTED FUND REVENUE & EXPENDITURES  
 2005-06 BUDGET & 2004-05 BUDGET COMPARISON

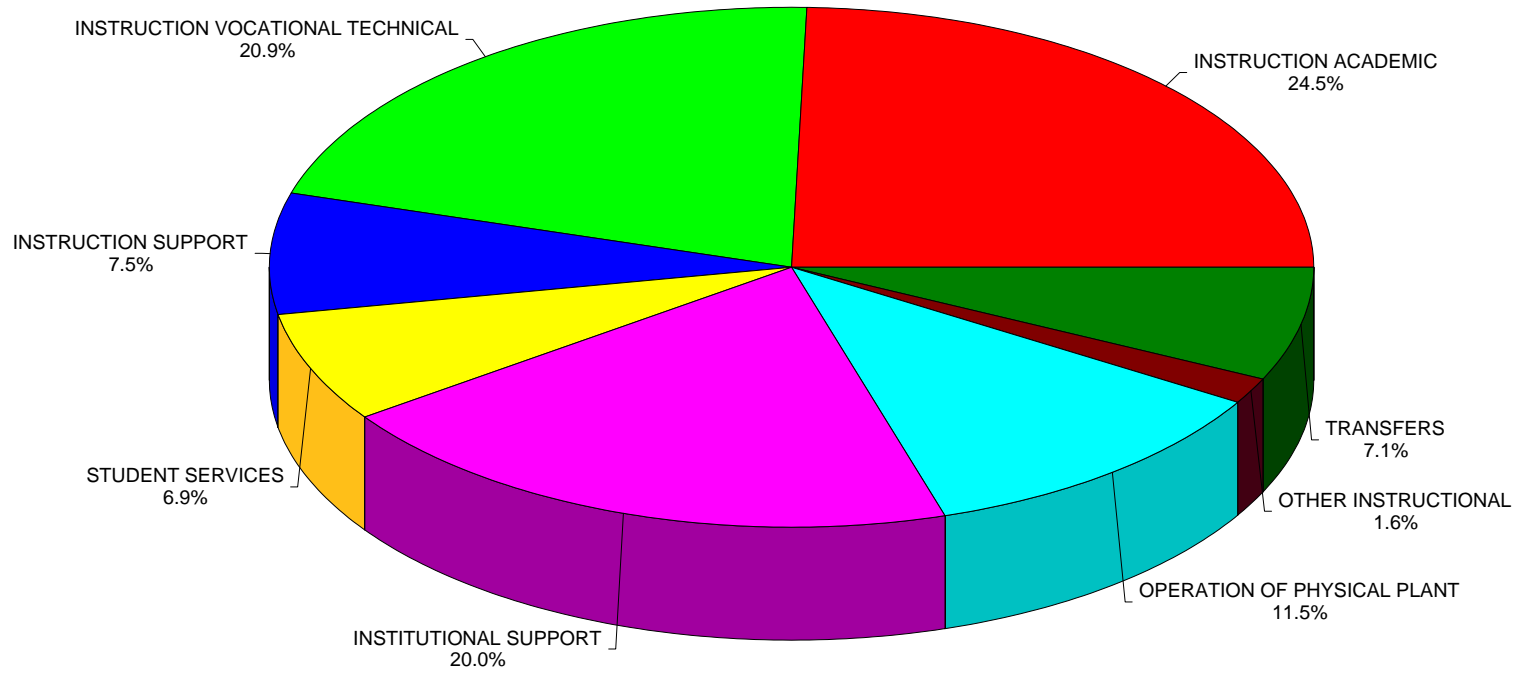
REVENUE SOURCE	CARTHAGE CAMPUS	MARSHALL CENTER	SHELBY CENTER	2005-06 BUDGET	2004-05 BUDGET
TUITION & FEES	\$2,408,592	\$62,828	\$308,580	\$2,780,000	\$2,646,589
LOCAL TAXES	3,382,370			3,382,370	3,222,360
STATE APPROPRIATIONS (ALLOCATED)	2,854,533	74,460	365,711	3,294,704	3,233,259
INTEREST INCOME	116,000			116,000	105,000
TRANSFERS FROM UNEXPENDED RESERVES	193,886			193,886	193,886
OTHER REVENUES	256,326	41,400	59,500	357,226	346,460
<b>TOTAL REVENUE</b>	<b>\$9,211,707</b>	<b>\$178,688</b>	<b>\$733,791</b>	<b>\$10,124,186</b>	<b>\$9,747,554</b>
<b>EXPENDITURES</b>					
INSTRUCTION ACADEMIC	\$2,071,177	\$170,551	\$241,765	\$2,483,493	\$2,400,276
INSTRUCTION VOCATIONAL TECHNICAL	1,704,202		408,842	2,113,044	2,061,184
INSTRUCTIONAL SUPPORT	762,936			762,936	585,972
STUDENT SERVICES	694,551			694,551	639,353
INSTITUTIONAL SUPPORT	2,022,103			2,022,103	1,863,206
OPERATION OF PHYSICAL PLANT	1,128,305	3,500	36,855	1,168,660	1,285,007
WORKFORCE EDUCATION / OTHER	162,879			162,879	201,854
TRANSFERS TO UNEXPENDED RESERVES	187,370			187,370	0
TRANSFERS TO OTHER FUNDS	529,150			529,150	710,702
<b>TOTAL EXPENDITURES</b>	<b>\$9,262,673</b>	<b>\$174,051</b>	<b>\$687,462</b>	<b>\$10,124,186</b>	<b>\$9,747,554</b>

# Current Unrestricted Funds

## Revenues By Major Function

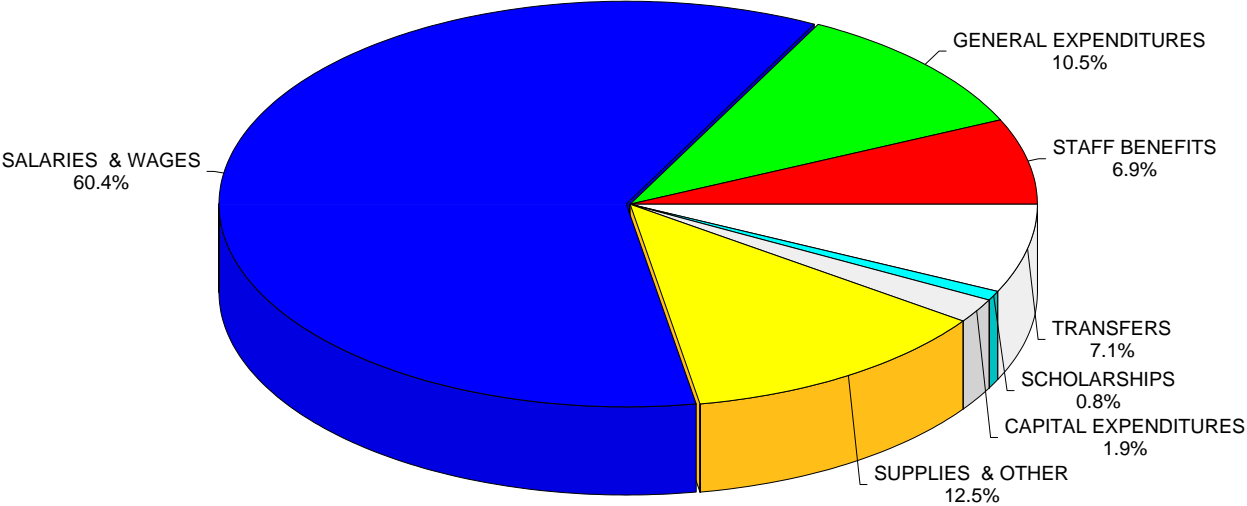


## Expenditures By Function



# Current Unrestricted Fund

## Expenditures By Major Object



PANOLA COLLEGE  
 CURRENT UNRESTRICTED FUND EXPENDITURES  
 EXPENDITURE FUNCTIONAL BUDGET  
 2005-06

EXPENDITURES	CARTHAGE CAMPUS	MARSHALL CENTER	SHELBY CENTER	TOTAL 2005-06
ACADEMIC INSTRUCTION:				
INSTRUCTIONAL ADMINISTRATION	\$159,577	\$85,247	\$144,396	\$389,220
BIOLOGY	287,902			287,902
PHYSICS/CHEMISTRY	62,647			62,647
PHYSICAL EDUCATION	188,021			188,021
VOCAL MUSIC	84,410			84,410
INSTRUMENTAL MUSIC	123,863			123,863
SPEECH	90,930			90,930
DRAMA	90,535			90,535
ART	61,940			61,940
SPANISH	48,752			48,752
ENGLISH	189,932			189,932
JOURNALISM	42,863			42,863
MATHEMATICS	240,868			240,868
POLITICAL SCIENCE	104,959			104,959
HISTORY	66,528			66,528
BUSINESS	57,892			57,892
PSYCHOLOGY	54,079			54,079
DEVELOPMENTAL SKILLS	115,479			115,479
ACADEMIC RELATED		85,304	97,369	182,673
TOTAL ACADEMIC INSTRUCTION	2,071,177	170,551	241,765	2,483,493
OTHER INSTRUCTION				
WORKFORCE EDUCATION	162,879			162,879
TOTAL OTHER INSTRUCTION	162,879	0	0	162,879



PANOLA COLLEGE  
 CURRENT UNRESTRICTED FUND EXPENDITURES  
 EXPENDITURE FUNCTIONAL BUDGET  
 2005-06

EXPENDITURES	CARTHAGE CAMPUS	MARSHALL CENTER	SHELBY CENTER	TOTAL 2005-06
VOCATIONAL TECHNICAL INSTRUCTION:				
AGRICULTURE	7,101			7,101
OFFICE SYSTEMS TECHNOLOGY	129,261			129,261
COMPUTER INFORMATION SYSTEMS	213,333			213,333
WELDING	85,651			85,651
COSMETOLOGY	102,788		77,538	180,326
OCCUPATIONAL THERAPY ASSISTING	188,554			188,554
HEALTH INFORMATION TECHNOLOGY	117,268			117,268
ASSOC. DEGREE NURSING	630,809			630,809
VOCATIONAL NURSING	228,787		215,441	444,228
ENVIRONMENTAL TECHNOLOGY	650			650
BUILDING TRADES			115,863	115,863
<b>TOTAL VOCATIONAL TECHNICAL INSTRUCTION</b>	<b>1,704,202</b>	<b>0</b>	<b>408,842</b>	<b>2,113,044</b>
INSTRUCTIONAL SUPPORT:				
LIBRARY	384,903			384,903
DISTANCE LEARNING	192,378			192,378
COMPUTER SERVICES	185,655			185,655
<b>TOTAL INSTRUCTIONAL SUPPORT</b>	<b>762,936</b>	<b>0</b>	<b>0</b>	<b>762,936</b>
INSTITUTIONAL SUPPORT:				
GOVERNING BOARD OF TRUSTEES	48,148			48,148
PRESIDENT'S OFFICE	205,163			205,163
BUSINESS & FISCAL MANAGEMENT	355,764			355,764
COLLEGE RELATIONS/SERVICES	181,798			181,798
GRANTS	50,021			50,021
GENERAL INSTITUTIONAL	1,035,588			1,035,588
CAMPUS SECURITY	91,663			91,663
STAFF BENEFITS	40,068			40,068
INSTITUTIONAL RESEARCH	8,340			8,340
INSTITUTIONAL EFFECTIVENESS / SACS	5,550			5,550
<b>TOTAL INSTITUTIONAL SUPPORT</b>	<b>2,022,103</b>	<b>0</b>	<b>0</b>	<b>2,022,103</b>

PANOLA COLLEGE  
 CURRENT UNRESTRICTED FUND EXPENDITURES  
 EXPENDITURE FUNCTIONAL BUDGET  
 2005-06

EXPENDITURES	CARTHAGE CAMPUS	MARSHALL CENTER	SHELBY CENTER	TOTAL 2005-06
STUDENT SERVICES:				
STUDENT SERVICES ADMINISTRATION	201,200			201,200
ADMISSIONS & REGISTRAR	161,643			161,643
STUDENT ACTIVITIES	50,089			50,089
STUDENT SENATE	3,050			3,050
FINANCIAL AID	109,418			109,418
GUIDANCE & COUNSELING	82,590			82,590
TESTING	84,587			84,587
HONORS PROGRAM	1,974			1,974
<b>TOTAL STUDENT SERVICES</b>	<b>694,551</b>			<b>694,551</b>
PHYSICAL PLANT:				
GENERAL SERVICES	835,409	0	0	835,409
UTILITIES	292,896	3,500	36,855	333,251
<b>TOTAL PHYSICAL PLANT</b>	<b>1,128,305</b>	<b>3,500</b>	<b>36,855</b>	<b>1,168,660</b>
<b>TOTAL EXPENDITURES BEFORE TRANSFERS AND OTHER USES</b>	<b>8,546,153</b>	<b>174,051</b>	<b>687,462</b>	<b>9,407,666</b>
TRANSFERS				
TRANSFER TO AUXILIARY	249,973			249,973
TRANSFER TO UNEXPENDED PLANT	187,370			187,370
TRANSFER TO GENERAL SCHOLARSHIPS	279,177			279,177
<b>TOTAL TRANSFERS</b>	<b>716,520</b>	<b>0</b>	<b>0</b>	<b>716,520</b>
<b>TOTAL EXPENDITURES AND TRANSFERS</b>	<b>\$9,262,673</b>	<b>\$174,051</b>	<b>\$687,462</b>	<b>\$10,124,186</b>

PANOLA COLLEGE  
 CURRENT UNRESTRICTED FUND EXPENDITURES  
 EXPENDITURES OBJECT BUDGET  
 2005-06

FUNCTION	SALARIES	STAFF BENEFITS	GENERAL EXPENSES	SUPPLIES	EQUIPMENT	SCHOLAR- SHIPS	TRAVEL	TOTAL WITHOUT SALARIES	TOTAL BUDGET 2005-06
CARTHAGE CAMPUS									
ACADEMIC INSTRUCTION:									
ACADEMIC ADMINISTRATION	\$119,167	\$12,680	\$22,855	\$1,875	\$	\$	\$3,000	\$40,410	\$159,577
BIOLOGY	239,495	26,597	5,635	12,275	1,600		2,300	48,407	287,902
PHYSICS/CHEMISTRY	46,387	5,245	1,420	7,195			2,400	16,260	62,647
PHYSICAL EDUCATION	159,105	14,466	850	11,200	1,800		600	28,916	188,021
VOCAL MUSIC	46,678	4,082	1,045	7,810		22,350	2,445	37,732	84,410
INSTRUMENTAL MUSIC	74,255	7,973	635	8,200	2,200	25,000	5,600	49,608	123,863
SPEECH	62,221	5,509	975	1,650		12,175	8,400	28,709	90,930
DRAMA	57,707	5,153	1,675	10,250		10,000	5,750	32,828	90,535
ART	52,058	5,853	929	1,300		1,400	400	9,882	61,940
SPANISH	41,961	4,766	525	800			700	6,791	48,752
ENGLISH	161,237	21,060	4,435	2,600			600	28,695	189,932
JOURNALISM	29,621	2,767	850	4,675		3,350	1,600	13,242	42,863
MATHEMATICS	211,769	21,499	3,550	2,850			1,200	29,099	240,868
POLITICAL SCIENCE	93,922	8,312	925	350			1,450	11,037	104,959
HISTORY	54,479	5,239	2,110	1,400			3,300	12,049	66,528
BUSINESS	50,222	5,835	800	50			985	7,670	57,892
PSYCHOLOGY	47,459	4,385	1,235	500			500	6,620	54,079
DEVELOPMENTAL SKILLS	101,706	10,373	1,375	1,025			1,000	13,773	115,479
<b>TOTAL ACADEMIC INSTRUCTION</b>	<b>1,649,449</b>	<b>171,794</b>	<b>51,824</b>	<b>76,005</b>	<b>5,600</b>	<b>74,275</b>	<b>42,230</b>	<b>421,728</b>	<b>2,071,177</b>

PANOLA COLLEGE  
 CURRENT UNRESTRICTED FUND EXPENDITURES  
 EXPENDITURES OBJECT BUDGET  
 2005-06

FUNCTION	SALARIES	STAFF BENEFITS	GENERAL EXPENSES	SUPPLIES	EQUIPMENT	SCHOLAR- SHIPS	TRAVEL	TOTAL WITHOUT SALARIES	TOTAL BUDGET 2005-06
CARTHAGE CAMPUS									
VOCATIONAL INSTRUCTION:									
AGRICULTURE	5,463	438	50	850			300	1,638	7,101
OFFICE SYSTEMS TECHNOLOGY	110,567	12,769	1,325	3,800			800	18,694	129,261
COMPUTER INFORMATION SYSTEMS	185,074	21,729	1,030	3,800			1,700	28,259	213,333
WELDING	62,185	7,016	1,850	14,200			400	23,466	85,651
COSMETOLOGY	80,778	8,710	900	11,400			1,000	22,010	102,788
OCCUPATIONAL THERAPY ASSISTING	156,412	19,199	5,365	5,203			2,375	32,142	188,554
HEALTH INFORMATION TECHNOLOGY	92,666	8,492	4,030	6,100			5,980	24,602	117,268
ASSOC. DEGREE NURSING	554,217	53,431	9,090	2,300			11,771	76,592	630,809
VOCATIONAL NURSING	195,220	20,417	4,950	4,000			4,200	33,567	228,787
ENVIRONMENTAL TECHNOLOGY	0	0	250	250			150	650	650
<b>TOTAL VOCATIONAL INSTRUCTION</b>	<b>1,442,582</b>	<b>152,201</b>	<b>28,840</b>	<b>51,903</b>	<b>0</b>	<b>0</b>	<b>28,676</b>	<b>261,620</b>	<b>1,704,202</b>
INSTRUCTIONAL SUPPORT:									
LIBRARY	238,658	21,299	4,746	58,000	58,600		3,600	146,245	384,903
DISTANCE LEARNING	156,928	14,665	5,485	12,800			2,500	35,450	192,378
COMPUTER SERVICES	160,708	12,573	2,265	8,109			2,000	24,947	185,655
<b>TOTAL INSTRUCTIONAL SUPPORT</b>	<b>556,294</b>	<b>48,537</b>	<b>12,496</b>	<b>78,909</b>	<b>58,600</b>	<b>0</b>	<b>8,100</b>	<b>206,642</b>	<b>762,936</b>
OTHER INSTRUCTIONAL:									
WORKFORCE EDUCATION	105,207	10,572	18,000	24,100			5,000	57,672	162,879
<b>TOTAL OTHER INSTRUCTION</b>	<b>105,207</b>	<b>10,572</b>	<b>18,000</b>	<b>24,100</b>	<b>0</b>	<b>0</b>	<b>5,000</b>	<b>57,672</b>	<b>162,879</b>

PANOLA COLLEGE  
 CURRENT UNRESTRICTED FUND EXPENDITURES  
 EXPENDITURES OBJECT BUDGET  
 2005-06

FUNCTION	SALARIES	STAFF BENEFITS	GENERAL EXPENSES	SUPPLIES	EQUIPMENT	SCHOLAR- SHIPS	TRAVEL	TOTAL WITHOUT SALARIES	TOTAL BUDGET 2005-06
CARTHAGE CAMPUS									
INSTITUTIONAL SUPPORT:									
GOVERNING BOARD OF TRUSTEES		38,948	1,300	3,900			4,000	48,148	48,148
PRESIDENT'S OFFICE	174,832	14,446	3,660	4,225			8,000	30,331	205,163
BUSINESS & FISCAL MANAGEMENT	301,606	28,448	13,185	6,150			6,375	54,158	355,764
COLLEGE RELATIONS/SERVICES	86,899	8,072	84,152	1,500			1,175	94,899	181,798
GRANTS WRITER	42,047	4,199	675	600			2,500	7,974	50,021
GENERAL INSTITUTIONAL	58,671	4,727	265,200	704,990		2,000	0	976,917	1,035,588
CAMPUS SECURITY	80,011	7,567	1,385	1,300			1,400	11,652	91,663
STAFF BENEFITS		40,068					0	40,068	40,068
INSTITUTIONAL RESEARCH	6,200	490	875	400			375	2,140	8,340
INSTITUTIONAL EFFECTIVENESS / SACS			300	250			5,000	5,550	5,550
<b>TOTAL INSTITUTIONAL SUPPORT</b>	<b>750,266</b>	<b>146,965</b>	<b>370,732</b>	<b>723,315</b>	<b>0</b>	<b>2,000</b>	<b>28,825</b>	<b>1,271,837</b>	<b>2,022,103</b>
STUDENT SERVICES:									
STUDENT SERVICE ADMINISTRATION	147,341	13,409	24,450	7,500			8,500	53,859	201,200
ADMISSIONS & REGISTRAR	128,580	17,868	9,495	4,700			1,000	33,063	161,643
STUDENT ACTIVITIES	28,000	2,559	16,900	880			1,750	22,089	50,089
STUDENT SENATE			225	75			2,750	3,050	3,050
FINANCIAL AID	93,637	8,881	4,200	1,200			1,500	15,781	109,418
GUIDANCE & COUNSELING	73,082	6,383	575	1,050			1,500	9,508	82,590
TESTING	53,582	4,905	1,400	21,100			3,600	31,005	84,587
HONORS PROGRAM			105	300			1,569	1,974	1,974
<b>TOTAL STUDENT SERVICES</b>	<b>524,222</b>	<b>54,005</b>	<b>57,350</b>	<b>36,805</b>	<b>0</b>	<b>0</b>	<b>22,169</b>	<b>170,329</b>	<b>694,551</b>

PANOLA COLLEGE  
 CURRENT UNRESTRICTED FUND EXPENDITURES  
 EXPENDITURES OBJECT BUDGET  
 2005-06

FUNCTION	SALARIES	STAFF BENEFITS	GENERAL EXPENSES	SUPPLIES	EQUIPMENT	SCHOLAR- SHIPS	TRAVEL	TOTAL WITHOUT SALARIES	TOTAL BUDGET 2005-06
CARTHAGE CAMPUS									
PHYSICAL PLANT									
GENERAL SERVICES	424,931	50,070	1,765	224,743	131,000		2,900	410,478	835,409
UTILITIES			292,896					292,896	292,896
TOTAL PHYSICAL PLANT	424,931	50,070	294,661	224,743	131,000	0	2,900	703,374	1,128,305
TRANSFERS									
TRANSFER TO AUXILIARY			249,973					249,973	249,973
TRANSFER TO GENERAL SCHOLARSHIPS			279,177					279,177	279,177
TOTAL TRANSFERS	0	0	716,520	0	0	0	0	716,520	716,520
TOTAL CARTHAGE CAMPUS	5,452,951	634,144	1,550,423	1,215,780	195,200	76,275	137,900	3,809,722	9,262,673
MARSHALL CENTER									
MARSHALL CENTER	141,047	13,554	7,700	6,750	0	0	5,000	33,004	174,051
SHELBY CENTER									
SHELBY COLLEGE CENTER	197,396	15,649	49,075	9,300			7,200	81,224	278,620
COSMETOLOGY	57,636	6,652	1,100	11,150			1,000	19,902	77,538
VOCATIONAL NURSING	183,694	16,747	4,800	4,000			6,200	31,747	215,441
BUILDING TRADES	81,000	6,883	5,300	15,780	1,000		5,900	34,863	115,863
SHELBY COLLEGE CENTER	519,726	45,931	60,275	40,230	1,000	0	20,300	167,736	687,462
GRAND TOTAL ALL LOCATIONS	\$6,113,724	\$693,629	\$1,618,398	\$1,262,760	\$196,200	\$76,275	\$163,200	\$4,010,462	\$10,124,186

PANOLA COLLEGE  
 AUXILIARY FUNDS  
 2005-06 BUDGET & 2004-05 BUDGET COMPARISON

REVENUE SOURCE	2005-06 BUDGET	2004-05 BUDGET
COLLEGE STORE SALES	\$837,000	\$776,000
FOOD SERVICE	306,000	296,000
HOUSING	354,000	170,000
INTEREST INCOME	3,000	3,000
MISCELLANEOUS	14,000	40,000
TRANSFERS IN FROM UNRESTRICTED	249,973	285,113
TOTAL REVENUE	\$1,763,973	\$1,570,113
EXPENDITURES		
COLLEGE STORE	\$775,658	\$670,329
FOOD SERVICE	369,980	322,000
ATHLETICS	590,665	543,675
HOUSING	27,670	34,109
TOTAL EXPENDITURES	\$1,763,973	\$1,570,113

PANOLA COLLEGE  
AUXILIARY FUND  
EXPENDITURES OBJECT BUDGET  
2005-06

FUNCTION	SALARIES	STAFF BENEFITS	GENERAL EXPENSES	SUPPLIES	EQUIPMENT	SCHOLAR- SHIPS	TRAVEL	TOTAL WITHOUT SALARIES	TOTAL BUDGET 2005-06
ATHLETICS									
MEN'S BASKETBALL	\$34,388	\$5,828	\$14,956	\$15,185	\$0	\$40,200	\$5,400	\$81,569	\$115,957
MEN'S BASEBALL	30,252	5,299	21,494	22,250	0	60,300	6,400	115,743	145,995
WOMEN'S BASKETBALL	32,885	5,618	15,136	16,450	0	40,200	5,400	82,804	115,689
ATHLETIC DIRECTOR	22,268	2,385	17,934	200	0	0	150	20,669	42,937
RODEO TEAM	17,428	1,292	12,505	13,600	0	26,700	1,500	55,597	73,025
VOLLEYBALL	27,461	3,135	13,976	13,015	0	35,175	4,300	69,601	97,062
TOTAL ATHLETICS	164,682	23,557	96,001	80,700	0	202,575	23,150	425,983	590,665
COLLEGE STORE	30,334	9,559	7,685	727,580	0	0	500	745,324	775,658
FOOD SERVICE	0	0	0	369,980	0	0	0	369,980	369,980
FORESTRY DORM	3,748	649	288	3,200	0	0	0	4,137	7,885
MEN'S DORM	0	0	3,456	2,200	0	0	0	5,656	5,656
WOMEN'S DORM	7,428	558	2,743	3,400	0	0	0	6,701	14,129
TOTAL AUXILIARY FUNDS	\$206,192	\$34,323	\$110,173	\$1,187,060	\$0	\$202,575	\$23,650	\$1,557,781	\$1,763,973



PANOLA COLLEGE  
CURRENT RESTRICTED FUND REVENUES  
2005-2006 BUDGET

	<u>TOTAL</u> <u>2005-06</u>
LOCAL SOURCES	
TRANSFERS IN FROM UNRESTRICTED FUND	\$279,177
INTEREST/ROYALTY INCOME	25,000
TOTAL LOCAL SOURCES	<u>304,177</u>
STATE SOURCES:	
CARL PERKINS GRANT	162,784
NURSING INNOVATION GRANT	24,342
TOTAL STATE SOURCES	<u>187,126</u>
FEDERAL SOURCES:	
PELL AWARDS	1,805,828
SEOG AWARDS	114,537
CWS AWARDS	100,000
ADULT BASIC EDUCATION GRANTS	237,233
TOTAL FEDERAL SOURCES	<u>2,257,598</u>
TOTAL CURRENT RESTRICTED FUND REVENUES	<u>\$2,748,901</u>

PANOLA COLLEGE  
CURRENT RESTRICTED FUND EXPENDITURES  
2005-2006 BUDGET

TOTAL  
2005-06

LOCAL SOURCES	
TUITION & FEE SCHOLARSHIPS	\$304,177
TOTAL LOCAL SOURCES	<u>304,177</u>
STATE SOURCES:	
CARL PERKINS GRANT	162,784
NURSING INNOVATION GRANT	24,342
TOTAL STATE SOURCES	<u>187,126</u>
FEDERAL SOURCES:	
PELL AWARDS	1,805,828
SEOG AWARDS	114,537
CWS AWARDS	100,000
ADULT BASIC EDUCATION GRANTS	237,233
TOTAL FEDERAL SOURCES	<u>2,257,598</u>
TOTAL CURRENT RESTRICTED FUND EXPENDITURES	<u>\$2,748,901</u>

PANOLA COLLEGE  
UNEXPENDED PLANT FUND  
2005-2006 BUDGET

TOTAL  
2005-06

REVENUES

RESERVE FOR LIBRARY	\$187,370
INTEREST EARNINGS	32,000
TOTAL RESOURCES	<u>\$219,370</u>

EXPENDITURES

LOAN PAYMENT ON PROPERTY (PRINCIPAL AND INTEREST)  
LOAN PAYMENT ON CONSTRUCTION (PRINCIPAL AND INTEREST)

TOTAL EXPENDITURES	<u>\$0</u>
--------------------	------------

OTHER USES

TRANSFER LOAN PAYMENT ON CONSTRUCTION (PRINCIPAL AND INTEREST)  
TRANSFER TO CONSTRUCTION FUND PLANT REPAIRS  
TRANSFERS TO CURRENT UNRESTRICTED FUND

400,000  
193,886

TOTAL OTHER USES	<u>\$593,886</u>
------------------	------------------

TOTAL EXPENDITURES AND OTHER USES	<u>\$593,886</u>
-----------------------------------	------------------

ACCUMULATION (USE) OF CASH RESERVES	<u>(\$374,516)</u>
-------------------------------------	--------------------

PANOLA COLLEGE  
CONSTRUCTION FUND  
2005-2006 BUDGET

TOTAL  
2005-06

REVENUES

TRANSFERS FROM UNEXPENDED PLANT FUND

\$400,000

TOTAL REVENUES

\$400,000

EXPENDITURES

PLANT MAINTENANCE

\$400,000

TOTAL EXPENDITURES

\$400,000