



***BUDGET
FISCAL YEAR
2015-2016***

PANOLA COLLEGE

TABLE OF CONTENTS 2015-2016 BUDGET

BUDGET & BUDGET COMPARISON (ALL FUNDS)	1
CURRENT UNRESTRICTED FUNDS REVENUES AND EXPENDITURES	
Budget & Budget Comparison	2
Graph - Revenue by Major Function	3
Graph - Expenditures by Major Function	4
Graph - Expenditures by Major Object	5
Expenditure Functional Budget	6-8
Expenditure Object Budget	9-12
AUXILIARY FUND	
Budget & Budget Comparison	13
Expenditure Object Budget	14
CURRENT RESTRICTED FUND BUDGET	15-16
UNEXPENDED PLANT FUND BUDGET	17
CONSTRUCTION FUND BUDGET	18

PANOLA COLLEGE
 BUDGET AND BUDGET COMPARISON
 ALL FUNDS COMBINED
 2015-16 AND 2014-15

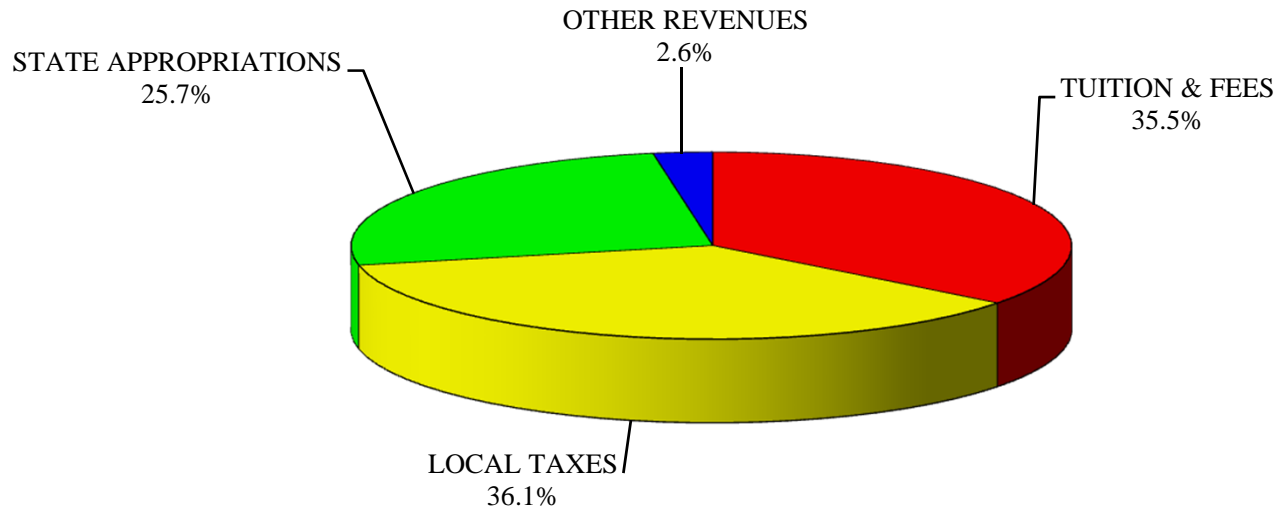
	<u>2015-16 BUDGET</u>	<u>2014-15 BUDGET</u>
REVENUES AND OTHER SOURCES		
TUITION AND FEES	\$ 6,398,380	\$ 6,205,400
LOCAL TAXES	6,500,000	6,000,000
STATE APPROPRIATIONS	4,634,704	4,208,821
STATE GRANTS	274,302	498,035
FEDERAL GRANTS	5,667,773	5,617,885
INTEREST / OTHER INCOME	504,000	652,000
AUXILIARY INCOME	2,709,966	2,559,250
(ACCUMULATION) USE OF CASH RESERVES	<u>-</u>	<u>(505,000)</u>
TOTAL REVENUES	<u>\$ 26,689,125</u>	<u>\$ 25,236,391</u>
 EXPENDITURES		
UNRESTRICTED FUND EXPENDITURES	\$ 16,413,847	\$ 15,455,519
AUXILIARY FUND EXPENDITURES	3,172,003	2,989,652
RESTRICTED FUND EXPENDITURES	6,598,275	6,791,220
CONSTRUCTION FUND EXPENDITURES	<u>505,000</u>	<u>-</u>
TOTAL EXPENDITURES	<u>\$ 26,689,125</u>	<u>\$ 25,236,391</u>
 OTHER SOURCES AND USES		
TRANSFERS IN:		
UNRESTRICTED FUND	\$ 1,210,186	\$ 1,197,651
UNEXPENDED PLANT FUND	500,000	500,000
TRANSFERS OUT:		
UNRESTRICTED FUND	(1,210,186)	(1,197,651)
UNEXPENDED PLANT FUND	<u>(500,000)</u>	<u>(500,000)</u>
TOTAL OTHER SOURCES AND USES	<u>\$ -</u>	<u>\$ -</u>

PANOLA COLLEGE
CURRENT UNRESTRICTED FUND REVENUES AND EXPENDITURES
2015-16 BUDGET & 2014-15 BUDGET COMPARISON

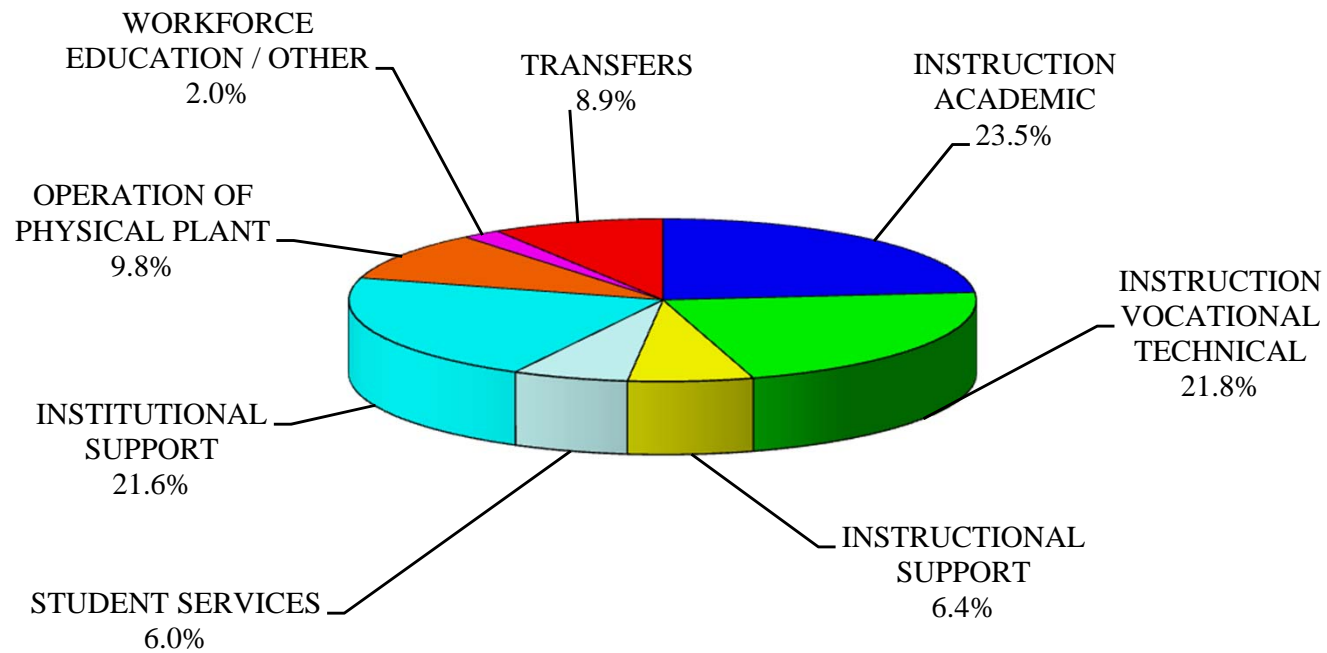
REVENUE SOURCE	CARTHAGE CAMPUS	MARSHALL CENTER	SHELBY CENTER	2014-15 BUDGET	2014-15 BUDGET
TUITION AND FEES	\$ 5,310,655	\$ 255,935	\$ 831,789	\$ 6,398,380	\$ 6,205,400
LOCAL TAXES	6,500,000			6,500,000	6,000,000
STATE APPROPRIATIONS (ALLOCATED)	4,171,234	46,347	417,123	4,634,704	4,208,821
INTEREST INCOME	50,000			50,000	50,000
TRANSFER FROM UNEXPENDED RESERVES	0			0	0
OTHER REVENUES	397,110	4,270	25,620	427,000	575,000
TOTAL REVENUES	\$ 16,428,999	\$ 306,552	\$ 1,274,533	\$ 18,010,084	\$ 17,039,221
EXPENDITURES					
INSTRUCTION ACADEMIC	\$ 3,557,494	\$ 294,637	\$ 385,616	\$ 4,237,747	\$ 4,070,435
INSTRUCTION VOCATIONAL TECHNICAL	3,100,681	9,603	822,706	3,932,990	3,586,340
INSTRUCTIONAL SUPPORT	1,158,613	-	-	1,158,613	1,154,138
STUDENT SERVICES	1,072,868	-	-	1,072,868	997,356
INSTITUTIONAL SUPPORT	3,890,981	-	-	3,890,981	3,470,418
OPERATION OF PHYSICAL PLANT	1,698,184	8,300	55,000	1,761,484	1,665,152
WORKFORCE EDUCATION / OTHER	353,164	-	6,000	359,164	511,680
TRANSFERS TO UNEXPENDED RESERVES				-	-
TRANSFERS TO OTHER FUNDS	1,596,237			1,596,237	1,583,702
TOTAL EXPENDITURES	\$ 16,428,222	\$ 312,540	\$ 1,269,322	\$ 18,010,084	\$ 17,039,221

Current Unrestricted Funds

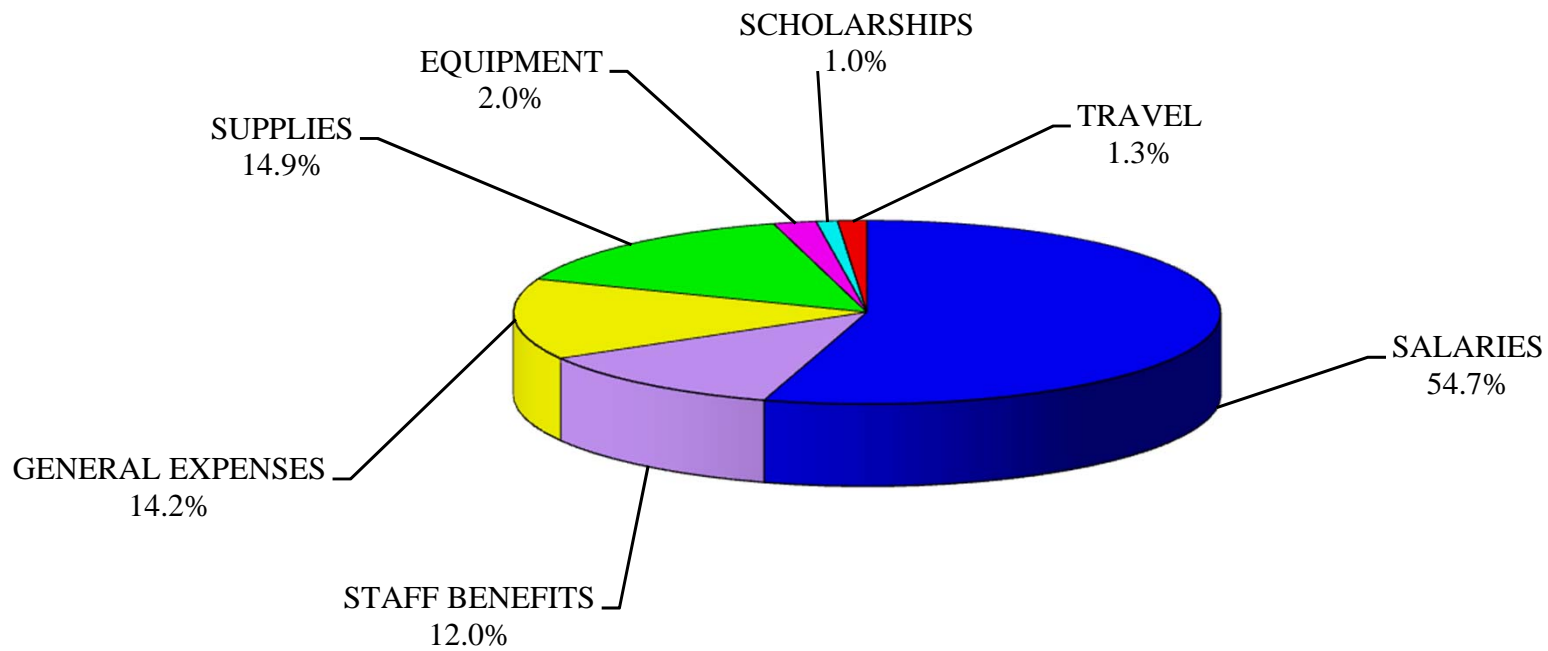
Revenues By Major Function



Current Unrestricted Fund Expenditures By Function



Current Unrestricted Fund Expenditures By Major Object



PANOLA COLLEGE
 CURRENT UNRESTRICTED FUND EXPENDITURES
 EXPENDITURE FUNCTIONAL BUDGET
 2015-16

EXPENDITURES	CARTHAGE CAMPUS	MARSHALL CENTER	SHELBY CENTER	TOTAL 2015-16
ACADEMIC INSTRUCTION:				
INSTRUCTIONAL ADMINISTRATION	\$ 404,011	\$ 86,260	\$ 212,820	\$ 703,091
BIOLOGY	475,618		82,062	557,680
PHYSICS / CHEMISTRY	99,200			99,200
PHYSICAL EDUCATION	269,926	14,691	1,770	286,387
WELLNESS CENTER	38,154			38,154
VOCAL MUSIC	154,520			154,520
INSTRUMENTAL MUSIC	173,402			173,402
SPEECH	91,193	5,750	1,770	98,713
DRAMA	157,826			157,826
ART	96,899	4,956		101,855
SPANISH	76,177	1,062		77,239
ENGLISH	283,991	22,016	2,478	308,485
EDUCATION	100,272			100,272
JOURNALISM	74,601			74,601
MATHEMATICS	184,288	3,363	3,363	191,014
POLITICAL SCIENCE	96,987		1,770	98,757
HISTORY	114,958	3,540	11,554	130,052
SOCIOLOGY	89,985	3,877		93,862
BUSINESS	87,253			87,253
PSYCHOLOGY	103,476	8,421	3,540	115,437
DEVELOPMENTAL SKILLS	384,757	29,451	8,799	423,007
ACADEMIC RELATED	-	111,250	55,690	166,940
TOTAL ACADEMIC INSTRUCTION	3,557,494	294,637	385,616	4,237,747
OTHER INSTRUCTION				
WORKFORCE EDUCATION	353,164	-	6,000	359,164
TOTAL OTHER INSTRUCTION	353,164	-	6,000	359,164

PANOLA COLLEGE
CURRENT UNRESTRICTED FUND EXPENDITURES
EXPENDITURE FUNCTIONAL BUDGET
2015-16

EXPENDITURES	CARTHAGE CAMPUS	MARSHALL CENTER	SHELBY CENTER	TOTAL 2015-16
VOCATIONAL TECHNICAL INSTRUCTION				
AGRICULTURE	12,000			12,000
OFFICE SYSTEMS TECHNOLOGY	105,398			105,398
COMPUTER INFORMATION SYSTEMS	295,417			295,417
WELDING	139,975		130,130	270,105
COSMETOLOGY	103,742		118,924	222,666
MEDICAL LABORATORY TECHNICIAN	110,531			110,531
MEDICAL ASSISTANT	91,054			91,054
OCCUPATIONAL THERAPY ASSISTING	324,153			324,153
HEALTH INFORMATION TECHNOLOGY	105,839	1,770		107,609
ASSOCIATE DEGREE NURSING	1,055,911			1,055,911
VOCATIONAL NURSING (Allocated)	260,778		260,777	521,555
CERTIFIED NURSE AID	94,137	7,833	6,330	108,300
EMERGENCY MEDICAL TECHNICIAN	95,201			95,201
INDUSTRIAL TECHNOLOGY (Allocated)	306,545		306,545	613,090
TOTAL VOCATIONAL TECHNICAL INSTRUCTION	3,100,681	9,603	822,706	3,932,990
INSTRUCTIONAL SUPPORT				
LIBRARY	466,833			466,833
DISTANCE LEARNING	301,424			301,424
COMPUTER SERVICES	390,356			390,356
TOTAL INSTRUCTIONAL SUPPORT	1,158,613	-	-	1,158,613
INSTITUTIONAL SUPPORT				
GOVERNING BOARD OF TRUSTEES	90,607			90,607
PRESIDENT'S OFFICE	330,149			330,149
BUSINESS & FISCAL MANAGEMENT	591,390			591,390
COLLEGE RELATIONS / SERVICES	242,643			242,643
GRANTS	39,995			39,995
GENERAL INSTITUTIONAL	1,992,266			1,992,266
CAMPUS SECURITY	296,183			296,183
STAFF BENEFITS	187,230			187,230
INSTITUTIONAL RESEARCH	107,818			107,818
INSTITUTIONAL EFFECTIVENESS / SACS	12,700			12,700
TOTAL INSTITUTIONAL SUPPORT	3,890,981	-	-	3,890,981

PANOLA COLLEGE
 CURRENT UNRESTRICTED FUND EXPENDITURES
 EXPENDITURE FUNCTIONAL BUDGET
 2015-16

EXPENDITURES	CARTHAGE CAMPUS	MARSHALL CENTER	SHELBY CENTER	TOTAL 2015-16
STUDENT SERVICES				
STUDENT SERVICES ADMINISTRATION	258,379			258,379
ADMISSIONS & REGISTRAR	234,135			234,135
STUDENT ACTIVITIES	62,279			62,279
STUDENT SENATE	7,430			7,430
FINANCIAL AID	218,449			218,449
GUIDANCE & COUNSELING	174,963			174,963
TESTING	116,833			116,833
HONORS PROGRAM	400			400
TOTAL STUDENT SERVICES	1,072,868	-	-	1,072,868
PHYSICAL PLANT				
GENERAL SERVICES	1,210,284			1,210,284
UTILITIES	487,900	8,300	55,000	551,200
TOTAL PHYSICAL PLANT	1,698,184	8,300	55,000	1,761,484
TOTAL EXPENDITURES BEFORE TRANSFERS AND OTHER USES	14,831,985	312,540	1,269,322	16,413,847
TRANSFERS				
TRANSFER TO AUXILIARY	445,037			445,037
TRANSFER TO UNEXPENDED PLANT FUND	500,000			500,000
TRANSFER TO GENERAL SCHOLARSHIPS	651,200			651,200
TOTAL TRANSFERS	1,596,237	-	-	1,596,237
TOTAL EXPENDITURES AND TRANSFERS	\$ 16,428,222	\$ 312,540	\$ 1,269,322	\$ 18,010,084

PANOLA COLLEGE
CURRENT UNRESTRICTED FUND EXPENDITURES
EXPENDITURES OBJECT BUDGET
2015-16

FUNCTION	STAFF SALARIES	GENERAL BENEFITS	GENERAL EXPENSES	SUPPLIES	EQUIPMENT	SCHOLAR- SHIPS	TRAVEL	TOTAL WITHOUT SALARIES	TOTAL BUDGET 2015-16
CARTHAGE CAMPUS									
ACADEMIC INSTRUCTION:									
ACADEMIC ADMINISTRATION	\$ 292,858	\$ 50,563	\$ 32,210	\$ 18,500	\$ 800	\$ -	\$ 9,080	\$ 111,153	\$ 404,011
BIOLOGY	435,852	78,608	7,190	25,120	6,800	-	4,110	121,828	557,680
PHYSICS / CHEMISTRY	76,658	12,631	1,661	6,450	-	-	1,800	22,542	99,200
PHYSICAL EDUCATION	232,330	39,257	300	4,500	10,000	-	-	54,057	286,387
WELLNESS CENTER	15,500	1,079	75	11,500	10,000	-	-	22,654	38,154
VOCAL MUSIC	76,433	15,874	1,435	11,878	-	44,000	4,900	78,087	154,520
INSTRUMENTAL MUSIC	84,560	17,012	830	11,000	-	55,000	5,000	88,842	173,402
SPEECH	80,571	13,302	940	1,300	1,200	-	1,400	18,142	98,713
DRAMA	62,506	12,955	3,400	12,965	-	55,000	11,000	95,320	157,826
ART	81,536	14,454	850	1,740	-	2,800	475	20,319	101,855
SPANISH	63,905	12,429	305	300	-	-	300	13,334	77,239
ENGLISH	255,213	50,142	1,730	800	-	-	600	53,272	308,485
EDUCATION	83,744	13,468	1,560	600	-	-	900	16,528	100,272
JOURNALISM	53,500	11,181	470	3,850	-	4,200	1,400	21,101	74,601
MATHEMATICS	156,077	28,397	3,020	2,520	-	-	1,000	34,937	191,014
POLITICAL SCIENCE	82,992	13,290	1,275	300	-	-	900	15,765	98,757
HISTORY	104,594	19,268	4,040	1,000	-	-	1,150	25,458	130,052
SOCIOLOGY	74,368	15,584	310	200	-	-	3,400	19,494	93,862
BUSINESS	71,089	15,504	280	180	-	-	200	16,164	87,253
PSYCHOLOGY	97,503	16,994	540	200	-	-	200	17,934	115,437
DEVELOPMENTAL SKILLS	348,771	60,336	2,330	4,365	-	-	7,205	74,236	423,007
TOTAL ACADEMIC INSTRUCTION	2,830,560	512,328	64,751	119,268	28,800	161,000	55,020	941,167	3,771,727

PANOLA COLLEGE
CURRENT UNRESTRICTED FUND EXPENDITURES
EXPENDITURES OBJECT BUDGET
2015-16

FUNCTION	STAFF SALARIES	GENERAL BENEFITS	GENERAL EXPENSES	SUPPLIES	EQUIPMENT	SCHOLAR-SHIPS	TRAVEL	TOTAL WITHOUT SALARIES	TOTAL BUDGET 2015-16
CARTHAGE CAMPUS									
VOCATIONAL INSTRUCTION									
AGRICULTURE	\$ -	\$ -	\$ 2,000	\$ 7,800	\$ -	\$ -	\$ 2,200	\$ 12,000	\$ 12,000
OFFICE SYSTEMS TECHNOLOGY	\$ 82,963	\$ 16,000	\$ 1,135	\$ 5,100	\$ -	\$ -	\$ 200	\$ 22,435	\$ 105,398
COMPUTER INFORMATION SYSTEMS	222,634	41,108	1,100	3,825	25,000	-	1,750	72,783	295,417
WELDING	77,581	14,714	1,680	35,150	10,000	-	850	62,394	139,975
COSMETOLOGY	72,280	14,722	1,090	10,650	4,000	-	1,000	31,462	103,742
MEDICAL LABORATORY TECHNICIAN	83,180	13,401	4,450	6,000	-	-	3,500	27,351	110,531
MEDICAL ASSISTANT	72,831	15,473	750	500	-	-	1,500	18,223	91,054
OCCUPATIONAL THERAPY ASSISTING	255,848	43,094	6,985	13,326	3,000	-	1,900	68,305	324,153
HEALTH INFORMATION TECHNOLOGY	80,066	16,468	2,175	7,100	-	-	1,800	27,543	107,609
ASSOCIATE DEGREE NURSING	804,268	154,743	7,750	71,800	-	-	17,350	251,643	1,055,911
VOCATIONAL NURSING (Allocated)	189,408	42,239	1,825	22,085	-	-	5,221	71,370	260,778
CERTIFIED NURSE AID	86,858	13,842	-	6,500	-	-	1,100	21,442	108,300
EMERGENCY MEDICAL TECHNICIAN	69,722	13,014	2,965	8,000	-	-	1,500	25,479	95,201
INDUSTRIAL TECHNOLOGY (Allocated)	224,051	43,504	2,940	5,650	25,000	-	5,400	82,494	306,545
TOTAL VOCATIONAL TECHNICAL INSTRUCTION	2,321,690	442,322	36,845	203,486	67,000	-	45,271	794,924	3,116,614
INSTRUCTIONAL SUPPORT									
LIBRARY	285,801	61,740	10,090	64,854	41,448	-	2,900	181,032	466,833
DISTANCE LEARNING	160,070	38,904	4,400	86,550	-	-	11,500	141,354	301,424
COMPUTER SERVICES	266,299	52,907	350	50,035	10,000	-	10,765	124,057	390,356
TOTAL INSTRUCTIONAL SUPPORT	712,170	153,551	14,840	201,439	51,448	-	25,165	446,443	1,158,613
OTHER INSTRUCTIONAL									
WORKFORCE EDUCATION	259,966	31,098	25,800	30,800	-	-	5,500	93,198	353,164
TOTAL OTHER INSTRUCTIONAL	259,966	31,098	25,800	30,800	-	-	5,500	93,198	353,164

PANOLA COLLEGE
CURRENT UNRESTRICTED FUND EXPENDITURES
EXPENDITURES OBJECT BUDGET
2015-16

FUNCTION	STAFF SALARIES	GENERAL BENEFITS	GENERAL EXPENSES	SUPPLIES	EQUIPMENT	SCHOLAR- SHIPS	TRAVEL	TOTAL WITHOUT SALARIES	TOTAL BUDGET 2015-16
CARTHAGE CAMPUS									
INSTITUTIONAL SUPPORT									
GOVERNING BOARD OF TRUSTEES	-	58,457	24,350	5,300	-	-	2,500	90,607	90,607
PRESIDENT'S OFFICE	260,315	55,124	2,550	2,000	-	-	10,160	69,834	330,149
BUSINESS & FISCAL MANAGEMENT	461,061	91,156	15,162	16,811	-	-	7,200	130,329	591,390
COLLEGE RELATIONS / SERVICES	106,163	21,347	107,762	4,116	-	-	3,255	136,480	242,643
GRANTS	30,223	6,997	1,075	600	-	-	1,100	9,772	39,995
GENERAL INSTITUTIONAL	53,848	14,887	492,375	1,422,956	-	8,200	-	1,938,418	1,992,266
CAMPUS SECURITY	205,910	57,038	1,075	26,900	3,060	-	2,200	90,273	296,183
STAFF BENEFITS	-	187,230	-	-	-	-	-	187,230	187,230
INSTITUTIONAL RESEARCH	55,000	12,018	400	35,700	700	-	4,000	52,818	107,818
INSTITUTIONAL EFFECTIVENESS / SACS	-	-	1,500	1,000	-	-	10,200	12,700	12,700
TOTAL INSTITUTIONAL SUPPORT	1,172,520	504,254	646,249	1,515,383	3,760	8,200	40,615	2,718,461	3,890,981
STUDENT SERVICES									
STUDENT SERVICES ADMINISTRATION	171,218	32,561	38,500	6,600	-	-	9,500	87,161	258,379
ADMISSIONS & REGISTRAR	174,375	40,115	11,800	4,950	-	-	2,895	59,760	234,135
STUDENT ACTIVITIES	33,240	10,064	15,725	3,250	-	-	-	29,039	62,279
STUDENT SENATE	-	-	2,730	1,000	-	-	3,700	7,430	7,430
FINANCIAL AID	141,816	37,273	3,750	28,500	-	-	7,110	76,633	218,449
GUIDANCE & COUNSELING	128,051	42,377	1,925	410	-	-	2,200	46,912	174,963
TESTING	83,526	17,777	2,480	10,550	-	-	2,500	33,307	116,833
HONORS PROGRAM	-	-	30	30	-	-	340	400	400
TOTAL STUDENT SERVICES	732,226	180,167	76,940	55,290	-	-	28,245	340,642	1,072,868

PANOLA COLLEGE
CURRENT UNRESTRICTED FUND EXPENDITURES
EXPENDITURES OBJECT BUDGET
2015-16

FUNCTION	SALARIES	STAFF BENEFITS	GENERAL EXPENSES	SUPPLIES	EQUIPMENT	SCHOLAR- SHIPS	TRAVEL	TOTAL WITHOUT SALARIES	TOTAL BUDGET 2015-16
CARTHAGE CAMPUS									
PHYSICAL PLANT									
GENERAL SERVICES	693,042	85,697	995	300,200	115,000	-	15,350	517,242	1,210,284
UTILITIES	-	-	487,900	-	-	-	-	487,900	487,900
TOTAL PHYSICAL PLANT	693,042	85,697	488,895	300,200	115,000	-	15,350	1,005,142	1,698,184
TRANSFERS									
TRANSFER TO AUXILIARY			445,037					445,037	445,037
TRANSFER TO GENERAL SCHOLARSHIPS			651,200					651,200	651,200
TOTAL TRANSFERS	-	-	1,096,237	-	-	-	-	1,096,237	1,096,237
TOTAL CARTHAGE CAMPUS	8,722,174	1,909,417	2,450,557	2,425,866	266,008	169,200	215,166	7,436,214	16,158,388
MARSHALL CENTER									
MARSHALL MALL CENTER WORKFORCE EDUCATION	80,495	16,765	6,900	61,150	30,800	-	1,400	117,015	197,510
TOTAL MARSHALL CENTER	80,495	16,765	6,900	61,150	30,800	-	1,400	117,015	197,510
SHELBY CENTER									
SHELBY COLLEGE CENTER	178,283	43,537	10,250	32,940	-	-	3,500	90,227	268,510
VOCATIONAL NURSING (Allocated)	189,407	42,239	1,825	22,085	-	-	5,221	71,370	260,777
WELDING	64,968	14,532	1,930	36,850	11,000	-	850	65,162	130,130
COSMETOLOGY	82,025	15,899	850	10,150	9,000	-	1,000	36,899	118,924
INDUSTRIAL TECHNOLOGY (Allocated)	224,051	43,504	2,940	5,650	25,000	-	5,400	82,494	306,545
WORKFORCE EDUCATION	-	-	6,000	-	-	-	-	6,000	6,000
TOTAL SHELBY CENTER	738,734	159,711	23,795	107,675	45,000	-	15,971	352,152	1,090,886
GRAND TOTAL ALL ALLOCATIONS	\$ 9,541,403	\$ 2,085,893	\$ 2,481,252	\$ 2,594,691	\$ 341,808	\$ 169,200	\$ 232,537	\$ 7,905,381	\$ 17,446,784

PANOLA COLLEGE
 AUXILIARY FUNDS
 2015-16 & 2014-15 BUDGET COMPARISON

<u>REVENUE SOURCE</u>	<u>2014-15 BUDGET</u>	<u>2014-15 BUDGET</u>
COLLEGE STORE SALES	\$ 1,549,966	\$ 1,459,250
FOOD SERVICE	630,000	592,000
HOUSING	530,000	508,000
INTEREST INCOME	2,000	2,000
MISCELLANEOUS	15,000	15,000
TRANSFERS IN FROM UNRESTRICTED	445,037	413,402
TOTAL REVENUE	<u>\$ 3,172,003</u>	<u>\$ 2,989,652</u>
<u>EXPENDITURES</u>		
COLLEGE STORE	\$ 1,467,042	\$ 1,379,076
FOOD SERVICE	679,500	663,500
ATHLETICS	947,050	868,894
HOUSING	78,411	78,182
TOTAL EXPENDITURES	<u>\$ 3,172,003</u>	<u>\$ 2,989,652</u>

PANOLA COLLEGE
AUXILIARY FUND
EXPENDITURES OBJECT BUDGET
2015-16

FUNCTION	SALARIES	STAFF BENEFITS	GENERAL EXPENSES	SUPPLIES	EQUIPMENT	SCHOLAR- SHIPS	TRAVEL	TOTAL WITHOUT SALARIES	TOTAL BUDGET 2015-16
ATHLETICS									
MEN'S BASKETBALL	\$ 42,453	\$ 15,630	\$ 29,330	\$ 19,500	\$ 1,200	\$ 57,000	\$ 8,400	\$ 131,060	\$ 173,513
MEN'S BASEBALL	43,932	22,563	39,600	35,000	-	97,000	6,400	200,563	244,495
WOMEN'S BASKETBALL	43,332	17,953	29,690	19,900	1,200	61,000	8,400	138,143	181,475
ATHLETIC DIRECTOR	23,940	2,047	25,600	8,450	-	-	-	36,097	60,037
RODEO TEAM	46,824	17,764	20,185	20,670	-	23,000	3,500	85,119	131,943
VOLLEYBALL	42,693	15,686	23,258	13,950	1,200	52,000	6,800	112,894	155,587
TOTAL ATHLETICS	243,174	91,643	167,663	117,470	3,600	290,000	33,500	703,876	947,050
COLLEGE STORE	61,116	20,406	3,925	1,379,450	-	-	2,145	1,405,926	1,467,042
FOOD SERVICE	-	-	-	679,500	-	-	-	679,500	679,500
RESIDENCE LIFE	10,873	2,049	21,189	44,300	-	-	-	67,538	78,411
TOTAL AUXILIARY FUNDS	\$ 315,163	\$ 114,098	\$ 192,777	\$ 2,220,720	\$ 3,600	\$ 290,000	\$ 35,645	\$ 2,856,840	\$ 3,172,003

PANOLA COLLEGE
 CURRENT RESTRICTED FUND REVENUES
 2015-16 BUDGET

	TOTAL 2015-16
LOCAL SOURCES	
TRANSFERS IN FROM UNRESTRICTED FUND	\$ 651,200
INTEREST / ROYALTY INCOME	5,000
TOTAL LOCAL SOURCES	656,200
STATE SOURCES	
TEXAS EDUCATION OPPORTUNITY GRANT	170,544
THECB PERKINS LEADERSHIP GRANT	1,800
TEXAS WORK STUDY	15,134
ADULT BASIC EDUCATION GRANTS	86,824
TOTAL STATE SOURCES	274,302
FEDERAL SOURCES	
PELL AWARDS	5,203,580
SEOG AWARDS	32,126
CWS AWARDS	37,684
CARL PERKINS GRANT	260,044
ADULT BASIC EDUCATION GRANTS	134,339
TOTAL FEDERAL SOURCES	5,667,773
TOTAL CURRENT RESTRICTED FUND REVENUES	\$ 6,598,275

PANOLA COLLEGE
 CURRENT RESTRICTED FUND EXPENDITURES
 2015-16 BUDGET

	<u>TOTAL 2015-16</u>
LOCAL SOURCES	
TUITION & FEES SCHOLARSHIPS	\$ 656,200
TOTAL LOCAL SOURCES	<u>656,200</u>
STATE SOURCES	
TEXAS EDUCATION OPPORTUNITY GRANT	170,544
THECB PERKINS LEADERSHIP GRANT	1,800
TEXAS WORK STUDY	15,134
ADULT BASIC EDUCATION GRANTS	<u>86,824</u>
TOTAL STATE SOURCES	<u>274,302</u>
FEDERAL SOURCES	
PELL AWARDS	5,203,580
SEOG AWARDS	32,126
CWS AWARDS	37,684
CARL PERKINS GRANT	260,044
ADULT BASIC EDUCATION GRANTS	<u>134,339</u>
TOTAL FEDERAL SOURCES	<u>5,667,773</u>
TOTAL CURRENT RESTRICTED FUND REVENUES	<u><u>\$ 6,598,275</u></u>

PANOLA COLLEGE
UNEXPENDED PLANT FUND
2015-16 BUDGET

	<u>TOTAL 2015-16</u>
<u>REVENUES</u>	
INTEREST EARNINGS	\$ 5,000
TRANSFERS IN FROM UNRESTRICTED	<u>500,000</u>
TOTAL REVENUES	<u>505,000</u>
<u>EXPENDITURES</u>	
TOTAL EXPENDITURES	<u>505,000</u>
<u>OTHER USES</u>	
TOTAL OTHER USES	<u>-</u>
ACCUMULATION (USE) OF CASH RESERVES	<u>\$ -</u>

PANOLA COLLEGE
CONSTRUCTION FUND
2015-16 BUDGET

	<u>TOTAL 2015-16</u>
<u>REVENUES</u>	
TRANSFERS FROM UNEXPENDED PLANT FUND	\$ 505,000
INTEREST INCOME	<u>-</u>
TOTAL REVENUES	<u>505,000</u>
<u>EXPENDITURES</u>	
CONSTRUCTION PROJECTS	<u>505,000</u>
TOTAL EXPENDITURES	<u>505,000</u>
USE OF CASH RESERVES	<u><u>\$ -</u></u>