



***BUDGET***  
***FISCAL YEAR***  
***2014-2015***

# PANOLA COLLEGE

## TABLE OF CONTENTS 2014-2015 BUDGET

BUDGET & BUDGET COMPARISON (ALL FUNDS)	1
CURRENT UNRESTRICTED FUNDS REVENUES AND EXPENDITURES	
Budget & Budget Comparison	2
Graph - Revenue by Major Function	3
Graph - Expenditures by Major Function	4
Graph - Expenditures by Major Object	5
Expenditure Functional Budget	6-8
Expenditure Object Budget	9-12
AUXILIARY FUND	
Budget & Budget Comparison	13
Expenditure Object Budget	14
CURRENT RESTRICTED FUND BUDGET	15-16
UNEXPENDED PLANT FUND BUDGET	17

PANOLA COLLEGE  
 BUDGET AND BUDGET COMPARISON  
 ALL FUNDS COMBINED  
 2014-15 AND 2013-14

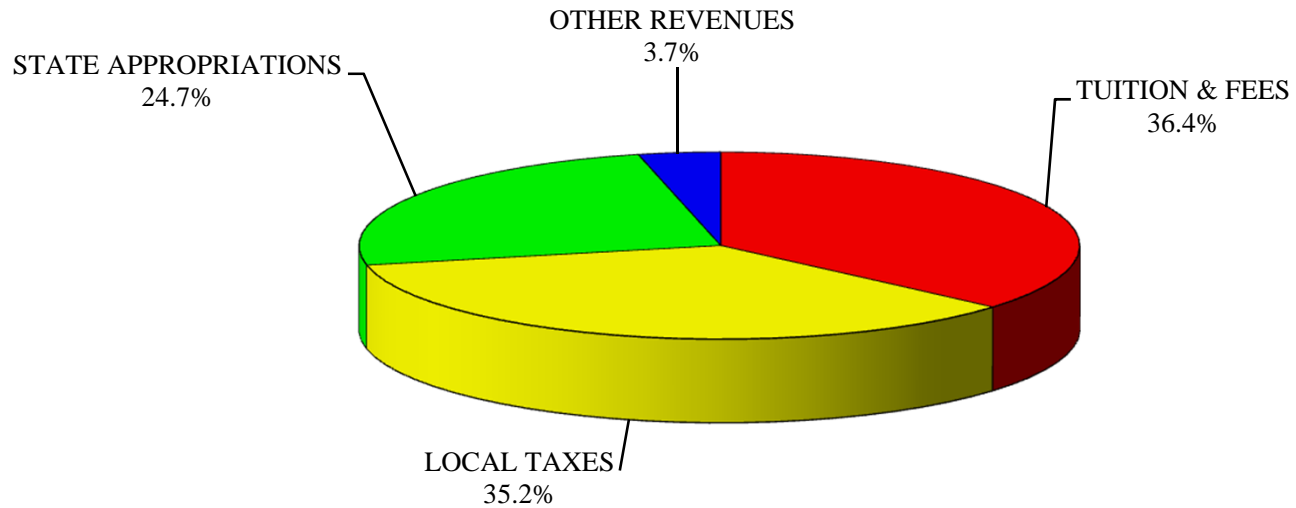
	<u>2014-15 BUDGET</u>	<u>2013-14 BUDGET</u>
<b>REVENUES AND OTHER SOURCES</b>		
TUITION AND FEES	\$ 6,205,400	\$ 5,958,232
LOCAL TAXES	6,000,000	5,600,000
STATE APPROPRIATIONS	4,208,821	4,208,821
STATE GRANTS	498,035	211,636
FEDERAL GRANTS	5,617,885	5,204,094
INTEREST / OTHER INCOME	652,000	652,000
AUXILIARY INCOME	2,559,250	2,513,276
(ACCUMULATION) USE OF CASH RESERVES	<u>(505,000)</u>	<u>-</u>
<b>TOTAL REVENUES</b>	<u>\$ 25,236,391</u>	<u>\$ 24,348,059</u>
 <b>EXPENDITURES</b>		
UNRESTRICTED FUND EXPENDITURES	\$ 15,455,519	\$ 15,053,500
AUXILIARY FUND EXPENDITURES	2,989,652	2,879,978
RESTRICTED FUND EXPENDITURES	6,791,220	6,023,530
CONSTRUCTION FUND EXPENDITURES	<u>-</u>	<u>391,051</u>
<b>TOTAL EXPENDITURES</b>	<u>\$ 25,236,391</u>	<u>\$ 24,348,059</u>
 <b>OTHER SOURCES AND USES</b>		
TRANSFERS IN:		
UNRESTRICTED FUND	\$ 1,197,651	\$ 952,502
UNEXPENDED PLANT FUND	500,000	386,051
TRANSFERS OUT:		
UNRESTRICTED FUND	(1,197,651)	(952,502)
UNEXPENDED PLANT FUND	<u>(500,000)</u>	<u>(386,051)</u>
<b>TOTAL OTHER SOURCES AND USES</b>	<u>\$ -</u>	<u>\$ -</u>

PANOLA COLLEGE  
 CURRENT UNRESTRICTED FUND REVENUES AND EXPENDITURES  
 2014-15 BUDGET & 2013-14 BUDGET COMPARISON

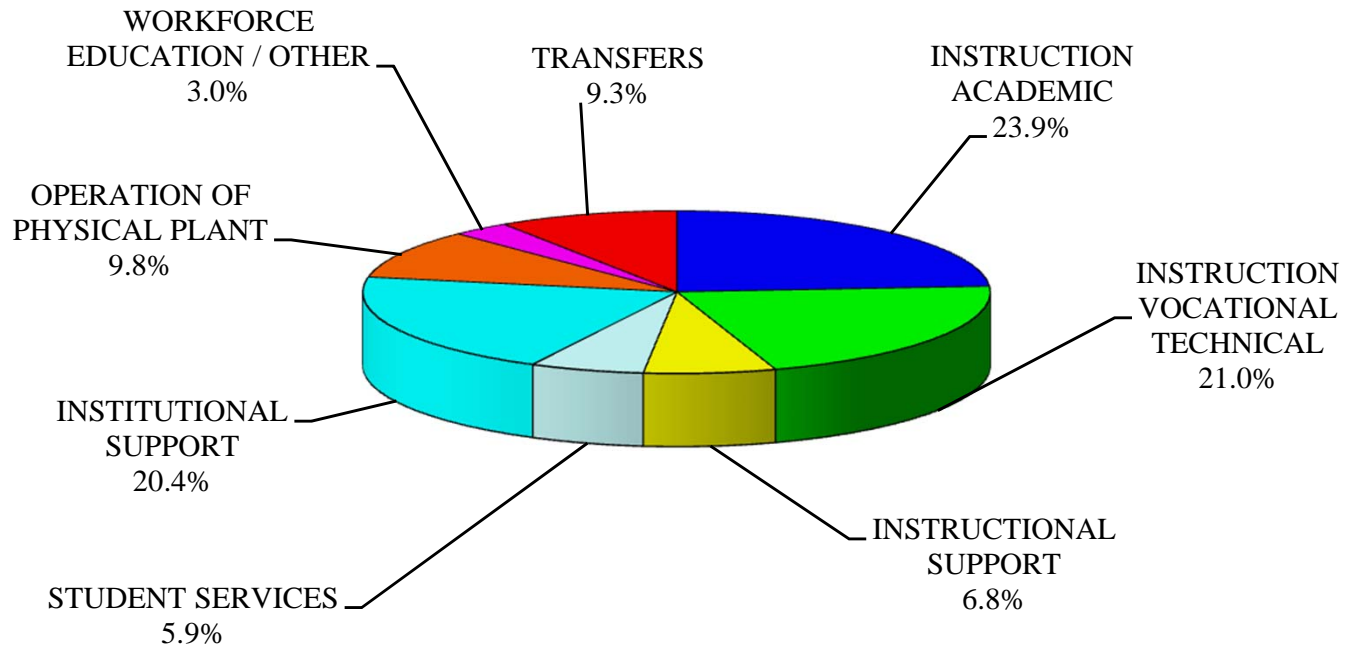
REVENUE SOURCE	CARTHAGE CAMPUS	MARSHALL CENTER	SHELBY CENTER	2014-15 BUDGET	2013-14 BUDGET
TUITION AND FEES	\$ 5,150,482	\$ 248,216	\$ 806,702	\$ 6,205,400	\$ 5,958,232
LOCAL TAXES	6,000,000			6,000,000	5,600,000
STATE APPROPRIATIONS (ALLOCATED)	3,787,939	42,088	378,794	4,208,821	4,208,821
INTEREST INCOME	50,000			50,000	50,000
TRANSFER FROM UNEXPENDED RESERVES	0			0	0
OTHER REVENUES	534,750	5,750	34,500	575,000	575,000
<b>TOTAL REVENUES</b>	<b>\$ 15,523,171</b>	<b>\$ 296,054</b>	<b>\$ 1,219,996</b>	<b>\$ 17,039,221</b>	<b>\$ 16,392,053</b>
<b>EXPENDITURES</b>					
INSTRUCTION ACADEMIC	\$ 3,425,402	\$ 254,749	\$ 390,284	\$ 4,070,435	\$ 3,921,864
INSTRUCTION VOCATIONAL TECHNICAL	2,864,266	10,083	711,991	3,586,340	3,404,691
INSTRUCTIONAL SUPPORT	1,154,138	-	-	1,154,138	1,272,259
STUDENT SERVICES	997,356	-	-	997,356	920,719
INSTITUTIONAL SUPPORT	3,470,418	-	-	3,470,418	3,536,552
OPERATION OF PHYSICAL PLANT	1,604,952	4,200	56,000	1,665,152	1,493,750
WORKFORCE EDUCATION / OTHER	503,380	1,300	7,000	511,680	503,665
TRANSFERS TO UNEXPENDED RESERVES				-	-
TRANSFERS TO OTHER FUNDS	1,583,702			1,583,702	1,338,553
<b>TOTAL EXPENDITURES</b>	<b>\$ 15,603,614</b>	<b>\$ 270,332</b>	<b>\$ 1,165,275</b>	<b>\$ 17,039,221</b>	<b>\$ 16,392,053</b>

# Current Unrestricted Funds

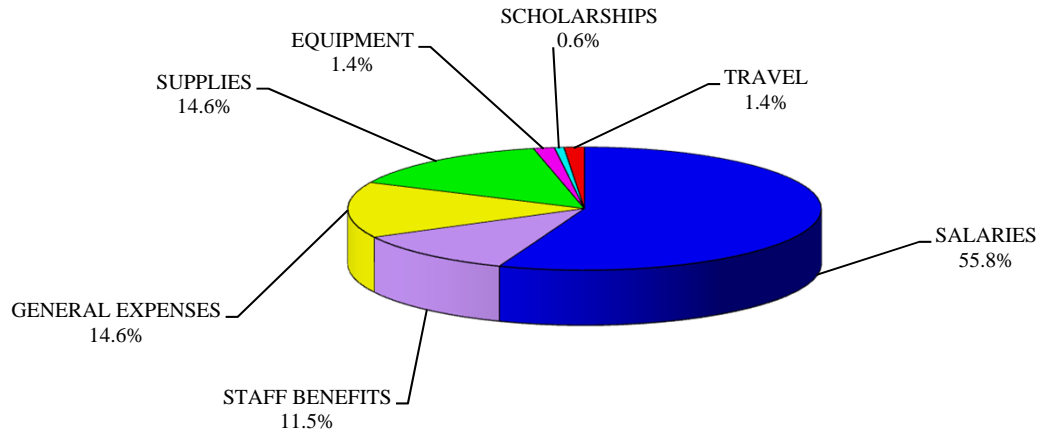
## Revenues By Major Function



# Current Unrestricted Fund Expenditures By Function



# Current Unrestricted Fund Expenditures By Major Object



PANOLA COLLEGE  
 CURRENT UNRESTRICTED FUND EXPENDITURES  
 EXPENDITURE FUNCTIONAL BUDGET  
 2014-15

EXPENDITURES	CARTHAGE CAMPUS	MARSHALL CENTER	SHELBY CENTER	TOTAL 2014-15
ACADEMIC INSTRUCTION:				
INSTRUCTIONAL ADMINISTRATION	\$ 420,240	\$ 82,553	\$ 203,685	\$ 706,478
BIOLOGY	477,288		79,277	556,565
PHYSICS / CHEMISTRY	111,935			111,935
PHYSICAL EDUCATION	249,212	16,595	4,338	270,145
WELLNESS CENTER	25,228			25,228
VOCAL MUSIC	144,197			144,197
INSTRUMENTAL MUSIC	183,074			183,074
SPEECH	81,235	2,603	1,735	85,573
DRAMA	114,501			114,501
ART	103,032	5,205		108,237
SPANISH	78,356	3,937		82,293
ENGLISH	282,544	14,949	23,623	321,116
EDUCATION	91,438			91,438
JOURNALISM	72,395			72,395
MATHEMATICS	240,345	3,297	3,470	247,112
POLITICAL SCIENCE	82,860		5,205	88,065
HISTORY	112,107	11,807	11,329	135,243
SOCIOLOGY	80,553	2,934		83,487
BUSINESS	74,257			74,257
PSYCHOLOGY	106,108	7,389	1,735	115,232
DEVELOPMENTAL SKILLS	294,497	28,280	12,997	335,774
ACADEMIC RELATED	-	75,200	42,890	118,090
TOTAL ACADEMIC INSTRUCTION	3,425,402	254,749	390,284	4,070,435
OTHER INSTRUCTION				
WORKFORCE EDUCATION	503,380	1,300	7,000	511,680
TOTAL OTHER INSTRUCTION	503,380	1,300	7,000	511,680



PANOLA COLLEGE  
 CURRENT UNRESTRICTED FUND EXPENDITURES  
 EXPENDITURE FUNCTIONAL BUDGET  
 2014-15

EXPENDITURES	CARTHAGE CAMPUS	MARSHALL CENTER	SHELBY CENTER	TOTAL 2014-15
<b>VOCATIONAL TECHNICAL INSTRUCTION</b>				
OFFICE SYSTEMS TECHNOLOGY	93,859			93,859
COMPUTER INFORMATION SYSTEMS	251,121	1,735	3,470	256,326
WELDING	138,194		120,212	258,406
COSMETOLOGY	92,546		104,689	197,235
MEDICAL LABORATORY TECHNICIAN	97,390			97,390
MEDICAL ASSISTANT	31,103			31,103
OCCUPATIONAL THERAPY ASSISTING	311,273			311,273
HEALTH INFORMATION TECHNOLOGY	144,894	1,388		146,282
ASSOCIATE DEGREE NURSING	1,050,015			1,050,015
VOCATIONAL NURSING (Allocated)	222,508		222,508	445,015
CERTIFIED NURSE AID	87,953	6,960	3,765	98,678
EMERGENCY MEDICAL TECHNICIAN	86,063			86,063
INDUSTRIAL TECHNOLOGY (Allocated)	257,348		257,348	514,695
<b>TOTAL VOCATIONAL TECHNICAL INSTRUCTION</b>	<b>2,864,266</b>	<b>10,083</b>	<b>711,991</b>	<b>3,586,340</b>
<b>INSTRUCTIONAL SUPPORT</b>				
LIBRARY	470,000			470,000
DISTANCE LEARNING	281,316			281,316
COMPUTER SERVICES	402,822			402,822
<b>TOTAL INSTRUCTIONAL SUPPORT</b>	<b>1,154,138</b>	<b>-</b>	<b>-</b>	<b>1,154,138</b>
<b>INSTITUTIONAL SUPPORT</b>				
GOVERNING BOARD OF TRUSTEES	78,550			78,550
PRESIDENT'S OFFICE	315,641			315,641
BUSINESS & FISCAL MANAGEMENT	566,827			566,827
COLLEGE RELATIONS / SERVICES	238,183			238,183
GRANTS	38,095			38,095
GENERAL INSTITUTIONAL	1,840,191			1,840,191
CAMPUS SECURITY	241,527			241,527
STAFF BENEFITS	127,480			127,480
INSTITUTIONAL RESEARCH	8,924			8,924
INSTITUTIONAL EFFECTIVENESS / SACS	15,000			15,000
<b>TOTAL INSTITUTIONAL SUPPORT</b>	<b>3,470,418</b>	<b>-</b>	<b>-</b>	<b>3,470,418</b>

PANOLA COLLEGE  
 CURRENT UNRESTRICTED FUND EXPENDITURES  
 EXPENDITURE FUNCTIONAL BUDGET  
 2014-15

EXPENDITURES	CARTHAGE CAMPUS	MARSHALL CENTER	SHELBY CENTER	TOTAL 2014-15
<b>STUDENT SERVICES</b>				
STUDENT SERVICES ADMINISTRATION	247,810			247,810
ADMISSIONS & REGISTRAR	224,447			224,447
STUDENT ACTIVITIES	58,630			58,630
STUDENT SENATE	7,280			7,280
FINANCIAL AID	171,130			171,130
GUIDANCE & COUNSELING	165,532			165,532
TESTING	122,127			122,127
HONORS PROGRAM	400			400
<b>TOTAL STUDENT SERVICES</b>	<b>997,356</b>	<b>-</b>	<b>-</b>	<b>997,356</b>
<b>PHYSICAL PLANT</b>				
GENERAL SERVICES	1,134,052			1,134,052
UTILITIES	470,900	4,200	56,000	531,100
<b>TOTAL PHYSICAL PLANT</b>	<b>1,604,952</b>	<b>4,200</b>	<b>56,000</b>	<b>1,665,152</b>
<b>TOTAL EXPENDITURES BEFORE TRANSFERS AND OTHER USES</b>	<b>14,019,912</b>	<b>270,332</b>	<b>1,165,275</b>	<b>15,455,519</b>
<b>TRANSFERS</b>				
TRANSFER TO AUXILIARY	413,402			413,402
TRANSFER TO UNEXPENDED PLANT FUND	500,000			500,000
TRANSFER TO GENERAL SCHOLARSHIPS	670,300			670,300
<b>TOTAL TRANSFERS</b>	<b>1,583,702</b>	<b>-</b>	<b>-</b>	<b>1,583,702</b>
<b>TOTAL EXPENDITURES AND TRANSFERS</b>	<b>\$ 15,603,614</b>	<b>\$ 270,332</b>	<b>\$ 1,165,275</b>	<b>\$ 17,039,221</b>

PANOLA COLLEGE  
CURRENT UNRESTRICTED FUND EXPENDITURES  
EXPENDITURES OBJECT BUDGET  
2014-15

FUNCTION	STAFF SALARIES	GENERAL BENEFITS	GENERAL EXPENSES	SUPPLIES	EQUIPMENT	SCHOLAR- SHIPS	TRAVEL	TOTAL WITHOUT SALARIES	TOTAL BUDGET 2014-15
CARTHAGE CAMPUS									
ACADEMIC INSTRUCTION:									
ACADEMIC ADMINISTRATION	\$ 324,813	\$ 55,287	\$ 27,060	\$ 4,000	\$ -	\$ -	\$ 9,080	\$ 95,427	\$ 420,240
BIOLOGY	432,570	76,405	7,440	25,120	10,920	-	4,110	123,995	556,565
PHYSICS / CHEMISTRY	80,233	12,827	1,225	15,250	-	-	2,400	31,702	111,935
PHYSICAL EDUCATION	218,246	36,799	300	4,800	10,000	-	-	51,899	270,145
WELLNESS CENTER	3,500	53	75	11,600	10,000	-	-	21,728	25,228
VOCAL MUSIC	85,480	16,498	1,141	8,778	-	28,000	4,300	58,717	144,197
INSTRUMENTAL MUSIC	107,899	19,345	830	11,000	-	39,000	5,000	75,175	183,074
SPEECH	69,815	11,783	675	1,600	-	-	1,700	15,758	85,573
DRAMA	51,315	11,216	2,870	12,600	-	27,000	9,500	63,186	114,501
ART	87,775	14,922	865	1,400	-	2,800	475	20,462	108,237
SPANISH	68,691	12,677	325	300	-	-	300	13,602	82,293
ENGLISH	273,492	44,869	1,755	800	-	-	200	47,624	321,116
EDUCATION	76,024	12,314	1,600	600	-	-	900	15,414	91,438
JOURNALISM	51,237	10,588	770	4,200	-	4,200	1,400	21,158	72,395
MATHEMATICS	202,194	38,378	3,020	2,520	-	-	1,000	44,918	247,112
POLITICAL SCIENCE	74,252	12,013	1,275	125	-	-	400	13,813	88,065
HISTORY	111,067	19,586	1,040	2,000	-	-	1,550	24,176	135,243
SOCIOLOGY	65,508	14,069	410	200	-	-	3,300	17,979	83,487
BUSINESS	60,068	13,729	150	110	-	-	200	14,189	74,257
PSYCHOLOGY	97,649	16,643	540	200	-	-	200	17,583	115,232
DEVELOPMENTAL SKILLS	271,330	50,636	2,958	4,150	-	-	6,700	64,444	335,774
TOTAL ACADEMIC INSTRUCTION	2,813,158	500,637	56,324	111,353	30,920	101,000	52,715	852,949	3,666,107

PANOLA COLLEGE  
CURRENT UNRESTRICTED FUND EXPENDITURES  
EXPENDITURES OBJECT BUDGET  
2014-15

FUNCTION	STAFF SALARIES	BENEFITS	GENERAL EXPENSES	SUPPLIES	EQUIPMENT	SCHOLAR- SHIPS	TRAVEL	TOTAL WITHOUT SALARIES	TOTAL BUDGET 2014-15
CARTHAGE CAMPUS									
VOCATIONAL INSTRUCTION									
OFFICE SYSTEMS TECHNOLOGY	\$ 76,179	\$ 14,765	\$ 615	\$ 2,100	\$ -	\$ -	\$ 200	\$ 17,680	\$ 93,859
COMPUTER INFORMATION SYSTEMS	210,490	38,811	1,300	4,175	-	-	1,550	45,836	256,326
WELDING	80,963	14,751	1,630	31,000	9,000	-	850	57,231	138,194
COSMETOLOGY	69,059	12,062	1,075	9,600	-	-	750	23,487	92,546
MEDICAL LABORATORY TECHNICIAN	73,034	11,956	6,400	3,500	-	-	2,500	24,356	97,390
MEDICAL ASSISTANT	26,424	2,629	550	500	-	-	1,000	4,679	31,103
OCCUPATIONAL THERAPY ASSISTING	246,864	41,120	6,163	11,626	-	-	5,500	64,409	311,273
HEALTH INFORMATION TECHNOLOGY	115,294	20,213	1,975	7,000	-	-	1,800	30,988	146,282
ASSOCIATE DEGREE NURSING	801,377	150,438	7,950	72,200	700	-	17,350	248,638	1,050,015
VOCATIONAL NURSING (Allocated)	164,166	38,266	2,150	12,925	-	-	5,001	58,342	222,508
CERTIFIED NURSE AID	73,202	11,976	-	10,500	-	-	3,000	25,476	98,678
EMERGENCY MEDICAL TECHNICIAN	67,069	12,329	2,165	3,000	-	-	1,500	18,994	86,063
INDUSTRIAL TECHNOLOGY (Allocated)	206,603	38,680	2,665	4,000	-	-	5,400	50,745	257,348
<b>TOTAL VOCATIONAL TECHNICAL INSTRUCTION</b>	<b>2,210,724</b>	<b>407,996</b>	<b>34,638</b>	<b>172,126</b>	<b>9,700</b>	<b>-</b>	<b>46,401</b>	<b>670,861</b>	<b>2,881,584</b>
INSTRUCTIONAL SUPPORT									
LIBRARY	274,347	60,766	9,363	68,424	52,600	-	4,500	195,653	470,000
DISTANCE LEARNING	169,388	38,548	4,480	58,550	-	-	10,350	111,928	281,316
COMPUTER SERVICES	255,836	53,336	350	45,035	34,500	-	13,765	146,986	402,822
<b>TOTAL INSTRUCTIONAL SUPPORT</b>	<b>699,571</b>	<b>152,650</b>	<b>14,193</b>	<b>172,009</b>	<b>87,100</b>	<b>-</b>	<b>28,615</b>	<b>454,567</b>	<b>1,154,138</b>
OTHER INSTRUCTIONAL									
WORKFORCE EDUCATION	395,156	31,304	29,000	42,920	-	-	5,000	108,224	503,380
<b>TOTAL OTHER INSTRUCTIONAL</b>	<b>395,156</b>	<b>31,304</b>	<b>29,000</b>	<b>42,920</b>	<b>-</b>	<b>-</b>	<b>5,000</b>	<b>108,224</b>	<b>503,380</b>

PANOLA COLLEGE  
CURRENT UNRESTRICTED FUND EXPENDITURES  
EXPENDITURES OBJECT BUDGET  
2014-15

FUNCTION	STAFF SALARIES	GENERAL BENEFITS	GENERAL EXPENSES	SUPPLIES	EQUIPMENT	SCHOLAR- SHIPS	TRAVEL	TOTAL WITHOUT SALARIES	TOTAL BUDGET 2014-15
CARTHAGE CAMPUS									
INSTITUTIONAL SUPPORT									
GOVERNING BOARD OF TRUSTEES	-	50,000	5,750	5,300	15,000	-	2,500	78,550	78,550
PRESIDENT'S OFFICE	248,134	52,797	2,550	2,000	-	-	10,160	67,507	315,641
BUSINESS & FISCAL MANAGEMENT	442,881	86,401	14,155	15,940	-	-	7,450	123,946	566,827
COLLEGE RELATIONS / SERVICES	113,323	21,649	96,970	4,116	-	-	2,125	124,860	238,183
GRANTS	28,999	6,621	1,075	400	-	-	1,000	9,096	38,095
GENERAL INSTITUTIONAL	50,645	13,039	423,415	1,347,092	-	6,000	-	1,789,546	1,840,191
CAMPUS SECURITY	163,833	44,699	1,075	24,495	5,225	-	2,200	77,694	241,527
STAFF BENEFITS	-	127,480	-	-	-	-	-	127,480	127,480
INSTITUTIONAL RESEARCH	6,777	812	360	150	-	-	825	2,147	8,924
INSTITUTIONAL EFFECTIVENESS / SACS	-	-	1,050	3,750	-	-	10,200	15,000	15,000
<b>TOTAL INSTITUTIONAL SUPPORT</b>	<b>1,054,592</b>	<b>403,498</b>	<b>546,400</b>	<b>1,403,243</b>	<b>20,225</b>	<b>6,000</b>	<b>36,460</b>	<b>2,415,826</b>	<b>3,470,418</b>
STUDENT SERVICES									
STUDENT SERVICES ADMINISTRATION	166,250	31,010	37,050	4,000	-	-	9,500	81,560	247,810
ADMISSIONS & REGISTRAR	167,612	38,040	11,300	4,700	-	-	2,795	56,835	224,447
STUDENT ACTIVITIES	31,867	9,488	15,725	1,550	-	-	-	26,763	58,630
STUDENT SENATE	-	-	2,280	1,000	-	-	4,000	7,280	7,280
FINANCIAL AID	110,558	24,662	3,300	25,500	-	-	7,110	60,572	171,130
GUIDANCE & COUNSELING	124,933	37,089	900	410	-	-	2,200	40,599	165,532
TESTING	80,182	16,841	2,604	19,950	-	-	2,550	41,945	122,127
HONORS PROGRAM	-	-	30	30	-	-	340	400	400
<b>TOTAL STUDENT SERVICES</b>	<b>681,402</b>	<b>157,130</b>	<b>73,189</b>	<b>57,140</b>	<b>-</b>	<b>-</b>	<b>28,495</b>	<b>315,954</b>	<b>997,356</b>

PANOLA COLLEGE  
CURRENT UNRESTRICTED FUND EXPENDITURES  
EXPENDITURES OBJECT BUDGET  
2014-15

FUNCTION	SALARIES	STAFF BENEFITS	GENERAL EXPENSES	SUPPLIES	EQUIPMENT	SCHOLAR- SHIPS	TRAVEL	TOTAL WITHOUT SALARIES	TOTAL BUDGET 2014-15
CARTHAGE CAMPUS									
PHYSICAL PLANT									
GENERAL SERVICES	631,262	87,295	995	318,300	80,850	-	15,350	502,790	1,134,052
UTILITIES	-	-	470,900	-	-	-	-	470,900	470,900
TOTAL PHYSICAL PLANT	631,262	87,295	471,895	318,300	80,850	-	15,350	973,690	1,604,952
TRANSFERS									
TRANSFER TO AUXILIARY			500,000					500,000	500,000
TRANSFER TO GENERAL SCHOLARSHIPS			670,300					670,300	670,300
TOTAL TRANSFERS	-	-	1,170,300	-	-	-	-	1,170,300	1,170,300
TOTAL CARTHAGE CAMPUS	8,485,865	1,740,510	2,395,939	2,277,091	228,795	107,000	213,036	6,962,371	15,448,235
MARSHALL CENTER									
MARSHALL MALL CENTER	77,618	15,935	4,200	59,150	-	-	850	80,135	157,753
WORKFORCE EDUCATION	-	-	300	1,000	-	-	-	1,300	1,300
TOTAL MARSHALL CENTER	77,618	15,935	4,500	60,150	-	-	850	81,435	159,053
SHELBY CENTER									
SHELBY COLLEGE CENTER	171,472	41,213	10,500	19,790	-	-	3,600	75,103	246,575
VOCATIONAL NURSING (Allocated)	164,166	38,266	2,150	12,925	-	-	5,001	58,342	222,508
WELDING	63,350	13,882	1,630	31,500	9,000	-	850	56,862	120,212
COSMETOLOGY	79,542	15,147	1,050	8,200	-	-	750	25,147	104,689
INDUSTRIAL TECHNOLOGY (Allocated)	206,603	38,680	2,665	4,000	-	-	5,400	50,745	257,348
WORKFORCE EDUCATION	-	-	6,000	1,000	-	-	-	7,000	7,000
TOTAL SHELBY CENTER	685,133	147,188	23,995	77,415	9,000	-	15,601	273,199	958,331
GRAND TOTAL ALL ALLOCATIONS	\$ 9,248,615	\$ 1,903,632	\$ 2,424,434	\$ 2,414,656	\$ 237,795	\$ 107,000	\$ 229,487	\$ 7,317,004	\$ 16,565,619

PANOLA COLLEGE  
 AUXILIARY FUNDS  
 2014-15 & 2013-14 BUDGET COMPARISON

<u>REVENUE SOURCE</u>	<u>2014-15 BUDGET</u>	<u>2013-14 BUDGET</u>
COLLEGE STORE SALES	\$ 1,459,250	\$ 1,413,276
FOOD SERVICE	592,000	592,000
HOUSING	508,000	508,000
INTEREST INCOME	2,000	2,000
MISCELLANEOUS	15,000	15,000
TRANSFERS IN FROM UNRESTRICTED	413,402	349,702
TOTAL REVENUE	<u>\$ 2,989,652</u>	<u>\$ 2,879,978</u>
<u>EXPENDITURES</u>		
COLLEGE STORE	\$ 1,379,076	\$ 1,330,389
FOOD SERVICE	663,500	663,500
ATHLETICS	868,894	834,254
HOUSING	78,182	51,835
TOTAL EXPENDITURES	<u>\$ 2,989,652</u>	<u>\$ 2,879,978</u>

PANOLA COLLEGE  
AUXILIARY FUND  
EXPENDITURES OBJECT BUDGET  
2014-15

FUNCTION	SALARIES	STAFF BENEFITS	GENERAL EXPENSES	SUPPLIES	EQUIPMENT	SCHOLAR- SHIPS	TRAVEL	TOTAL WITHOUT SALARIES	TOTAL BUDGET 2014-15
ATHLETICS									
MEN'S BASKETBALL	\$ 41,883	\$ 14,920	\$ 25,080	\$ 17,700	\$ 2,400	\$ 59,000	\$ 8,400	\$ 127,500	\$ 169,383
MEN'S BASEBALL	42,440	17,572	36,700	26,874	8,700	80,000	6,400	176,246	218,686
WOMEN'S BASKETBALL	42,000	10,528	24,290	17,300	8,500	48,000	8,400	117,018	159,018
ATHLETIC DIRECTOR	22,951	1,963	25,650	3,000	9,000	-	-	39,613	62,564
RODEO TEAM	29,846	14,423	19,750	18,500	1,500	20,000	3,000	77,173	107,019
VOLLEYBALL	41,314	14,854	23,206	13,050	2,400	51,000	6,400	110,910	152,224
TOTAL ATHLETICS	220,434	74,260	154,676	96,424	32,500	258,000	32,600	648,460	868,894
COLLEGE STORE	58,486	17,330	2,709	1,297,381	-	-	3,170	1,320,590	1,379,076
FOOD SERVICE	-	-	-	663,500	-	-	-	663,500	663,500
RESIDENCE LIFE	10,754	1,939	21,189	44,300	-	-	-	67,428	78,182
TOTAL AUXILIARY FUNDS	\$ 289,674	\$ 93,529	\$ 178,574	\$ 2,101,605	\$ 32,500	\$ 258,000	\$ 35,770	\$ 2,699,978	\$ 2,989,652



PANOLA COLLEGE  
CURRENT RESTRICTED FUND REVENUES  
2014-15 BUDGET

	TOTAL 2014-15
LOCAL SOURCES	
TRANSFERS IN FROM UNRESTRICTED FUND	\$ 670,300
INTEREST / ROYALTY INCOME	5,000
	675,300
TOTAL LOCAL SOURCES	675,300
STATE SOURCES	
TEXAS EDUCATION OPPORTUNITY GRANT	189,723
THECB PERKINS LEADERSHIP GRANT	39,770
JOBS AND EDUCATION FOR TEXANS GRANT	218,969
TEXAS WORK STUDY	13,772
ADULT BASIC EDUCATION GRANTS	35,801
	498,035
TOTAL STATE SOURCES	498,035
FEDERAL SOURCES	
PELL AWARDS	5,172,640
SEOG AWARDS	32,126
CWS AWARDS	35,984
CARL PERKINS GRANT	160,636
AACC PLUS 50 GRANT	7,500
ADULT BASIC EDUCATION GRANTS	208,999
	5,617,885
TOTAL FEDERAL SOURCES	5,617,885
TOTAL CURRENT RESTRICTED FUND REVENUES	\$ 6,791,220

PANOLA COLLEGE  
 CURRENT RESTRICTED FUND EXPENDITURES  
 2013-14 BUDGET

	<u>TOTAL 2014-15</u>
LOCAL SOURCES	
TUITION & FEES SCHOLARSHIPS	\$ <u>675,300</u>
TOTAL LOCAL SOURCES	<u>675,300</u>
STATE SOURCES	
TEXAS EDUCATION OPPORTUNITY GRANT	189,723
THECB PERKINS LEADERSHIP GRANT	39,770
JOBS AND EDUCATION FOR TEXANS GRANT	218,969
TEXAS WORK STUDY	13,772
ADULT BASIC EDUCATION GRANTS	<u>35,801</u>
TOTAL STATE SOURCES	<u>498,035</u>
FEDERAL SOURCES	
PELL AWARDS	5,172,640
SEOG AWARDS	32,126
CWS AWARDS	35,984
CARL PERKINS GRANT	160,636
AACC PLUS 50 GRANT	7,500
ADULT BASIC EDUCATION GRANTS	<u>208,999</u>
TOTAL FEDERAL SOURCES	<u>5,617,885</u>
TOTAL CURRENT RESTRICTED FUND REVENUES	<u><u>\$ 6,791,220</u></u>

PANOLA COLLEGE  
UNEXPENDED PLANT FUND  
2014-15 BUDGET

	<u>TOTAL 2014-15</u>
<u>REVENUES</u>	
INTEREST EARNINGS	\$ 5,000
TRANSFERS IN FROM UNRESTRICTED	<u>500,000</u>
TOTAL REVENUES	<u>505,000</u>
<u>EXPENDITURES</u>	
TOTAL EXPENDITURES	<u>-</u>
<u>OTHER USES</u>	
TOTAL OTHER USES	<u>-</u>
ACCUMULATION (USE) OF CASH RESERVES	<u>\$ 505,000</u>