



***BUDGET  
FISCAL YEAR  
2020-2021***

# PANOLA COLLEGE

## TABLE OF CONTENTS 2020-2021 BUDGET

BUDGET & BUDGET COMPARISON (ALL FUNDS)	1
CURRENT UNRESTRICTED FUNDS REVENUES AND EXPENDITURES	
Budget & Budget Comparison	2
Graph - Revenue by Major Function	3
Graph - Expenditures by Function	4
Graph - Expenditures by Object	5
Expenditure Functional Budget	6-8
Expenditure Object Budget	9-12
AUXILIARY FUND	
Budget & Budget Comparison	13
Expenditure Object Budget	14
CURRENT RESTRICTED FUND BUDGET	15
CAPITAL IMPROVEMENTS FUND BUDGET	16

PANOLA COLLEGE  
 BUDGET AND BUDGET COMPARISON  
 ALL FUNDS COMBINED  
 2020-21 AND 2019-20

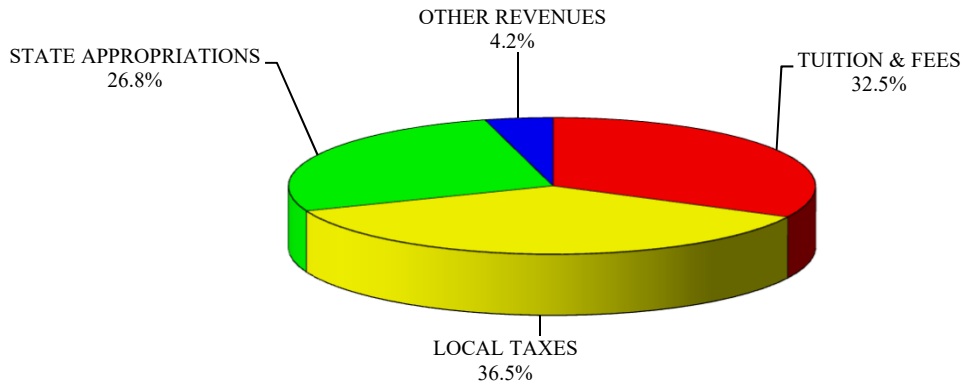
	2020-21 BUDGET	ORIGINAL 2019-20 BUDGET	CHANGE	PERCENT CHANGE
<u>REVENUES AND OTHER SOURCES</u>				
TUITION AND FEES	\$ 5,892,943	\$ 6,547,714	\$ (654,771)	-10.00%
LOCAL TAXES	6,624,653	6,450,000	174,653	2.71%
STATE APPROPRIATIONS	4,861,782	4,861,782	0	0.00%
STATE GRANTS	351,317	344,346	6,971	2.02%
FEDERAL GRANTS	498,101	649,548	(151,447)	-23.32%
INTEREST / OTHER INCOME	763,830	848,700	(84,870)	-10.00%
AUXILIARY INCOME	2,679,300	2,977,000	(297,700)	-10.00%
(ACCUMULATION)/ USE OF CASH RESERVES	(1,100,000)	(1,100,000)	-	0.00%
TOTAL REVENUES	<u>\$ 20,571,926</u>	<u>\$ 21,579,090</u>	<u>\$ (1,007,164)</u>	<u>-4.67%</u>
<u>EXPENDITURES</u>				
UNRESTRICTED FUND EXPENDITURES	\$ 16,879,366	\$ 17,186,157	\$ (306,791)	-1.79%
AUXILIARY FUND EXPENDITURES	2,843,142	3,274,039	(430,897)	-13.16%
RESTRICTED FUND EXPENDITURES	849,418	993,894	(144,476)	-14.54%
BUDGETED CONSTRUCTION PROJECTS	-	125,000	(125,000)	-100.00%
TOTAL EXPENDITURES	<u>\$ 20,571,926</u>	<u>\$ 21,579,090</u>	<u>\$ (1,007,164)</u>	<u>-4.67%</u>

PANOLA COLLEGE  
 CURRENT UNRESTRICTED FUND REVENUES AND EXPENDITURES  
 2020-21 BUDGET & 2019-20 BUDGET COMPARISON

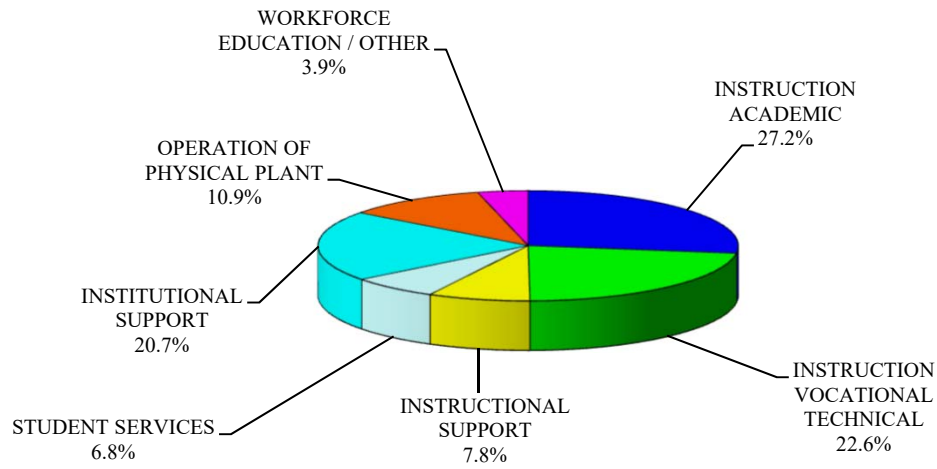
<u>REVENUE SOURCE</u>	CARTHAGE CAMPUS	MARSHALL CENTER	SHELBY CENTER	2020-21 BUDGET	ORIGINAL 2019-20 BUDGET
TUITION AND FEES	\$ 5,232,933	\$ 159,699	\$ 500,311	\$ 5,892,943	\$ 6,547,714
LOCAL TAXES	6,624,653	-	-	6,624,653	6,450,000
STATE APPROPRIATIONS (ALLOCATED)	4,317,263	131,754	412,765	4,861,782	4,861,782
INTEREST INCOME	108,000	-	-	108,000	120,000
TRANSFERS-IN FROM UNEXPENDED RESERVES	-	-	-	-	-
OTHER REVENUES	337,627	262,475	44,748	644,850	716,500
<b>TOTAL REVENUES</b>	<b>\$ 16,620,476</b>	<b>\$ 553,928</b>	<b>\$ 957,824</b>	<b>\$ 18,132,228</b>	<b>\$ 18,695,996</b>
 <u>EXPENDITURES</u>					
INSTRUCTION ACADEMIC	\$ 3,950,441	\$ 297,984	\$ 347,699	\$ 4,596,124	\$ 4,530,355
INSTRUCTION VOCATIONAL TECHNICAL	3,137,861	4,051	678,793	3,820,705	3,879,752
INSTRUCTIONAL SUPPORT	1,324,256	-	-	1,324,256	1,421,594
STUDENT SERVICES	1,144,685	-	-	1,144,685	1,204,783
INSTITUTIONAL SUPPORT	3,498,186	-	-	3,498,186	3,654,753
OPERATION OF PHYSICAL PLANT	1,779,378	6,300	55,360	1,841,038	1,867,180
WORKFORCE EDUCATION / OTHER	349,584	278,084	26,704	654,372	627,740
<b>TOTAL EXPENDITURES</b>	<b>\$ 15,184,391</b>	<b>\$ 586,419</b>	<b>\$ 1,108,556</b>	<b>\$ 16,879,366</b>	<b>\$ 17,186,157</b>
TRANSFERS TO OTHER FUNDS	1,252,862	-	-	1,252,862	1,509,839
<b>TOTAL EXPENDITURES AND TRANSFERS-OUT</b>	<b>\$ 16,437,253</b>	<b>\$ 586,419</b>	<b>\$ 1,108,556</b>	<b>\$ 18,132,228</b>	<b>\$ 18,695,996</b>

# Current Unrestricted Funds

## Revenues by Major Function

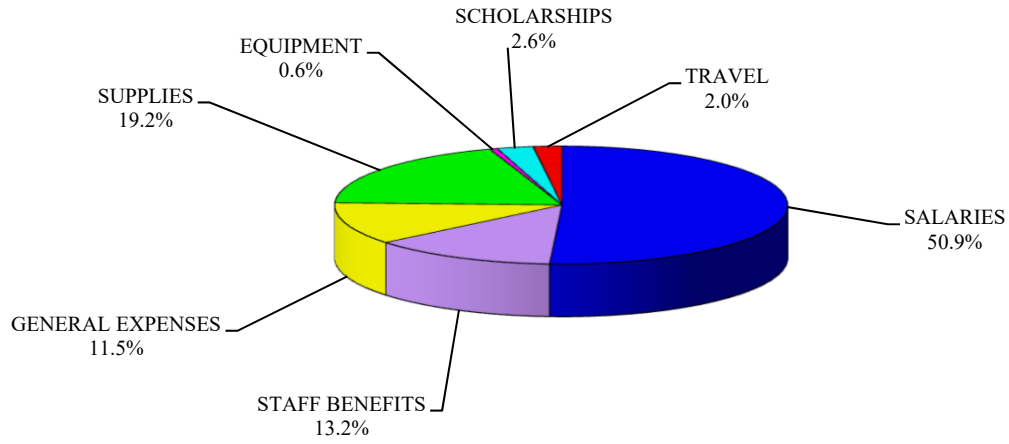


# Current Unrestricted Fund Expenditures by Function



# Current Unrestricted Fund

## Expenditures by Object



PANOLA COLLEGE  
 CURRENT UNRESTRICTED FUND EXPENDITURES  
 EXPENDITURE FUNCTIONAL BUDGET  
 2020-21

EXPENDITURES	CARTHAGE CAMPUS	MARSHALL CENTER	SHELBY CENTER	TOTAL 2020-21
<u>ACADEMIC INSTRUCTION</u>				
INSTRUCTIONAL ADMINISTRATION	\$ 253,442	\$ -	\$ -	\$ 253,442
DEAN ARTS/ SCIENCE	268,791	-	-	268,791
DEAN ARTS/ SCIENCE	125,860	-	-	125,860
BIOLOGY	531,158	4,217	83,651	619,026
PHYSICS / CHEMISTRY	78,711	-	-	78,711
PHYSICAL EDUCATION	344,392	6,272	-	350,664
WELLNESS CENTER	18,608	-	-	18,608
VOCAL MUSIC	141,723	-	-	141,723
INSTRUMENTAL MUSIC	122,792	-	-	122,792
SPEECH	167,990	2,788	-	170,778
DRAMA	179,511	-	-	179,511
ART	99,118	-	-	99,118
SPANISH	89,999	-	-	89,999
ENGLISH	362,537	13,242	8,363	384,142
EDUCATION	78,229	-	-	78,229
JOURNALISM	1,285	-	-	1,285
MATHEMATICS	194,930	4,879	6,272	206,081
POLITICAL SCIENCE	100,722	9,479	4,182	114,383
HISTORY	183,782	18,121	6,133	208,036
SOCIOLOGY	90,885	-	-	90,885
BUSINESS	87,839	-	-	87,839
PSYCHOLOGY	114,229	11,848	1,394	127,471
DEVELOPMENTAL SKILLS	313,908	-	4,182	318,090
ACADEMIC RELATED	-	227,138	233,522	460,660
TOTAL ACADEMIC INSTRUCTION	<u>\$ 3,950,441</u>	<u>\$ 297,984</u>	<u>\$ 347,699</u>	<u>\$ 4,596,124</u>
<u>OTHER INSTRUCTION</u>				
WORKFORCE EDUCATION	\$ 349,584	\$ 278,084	\$ 26,704	\$ 654,372
TOTAL OTHER INSTRUCTION	<u>\$ 349,584</u>	<u>\$ 278,084</u>	<u>\$ 26,704</u>	<u>\$ 654,372</u>



PANOLA COLLEGE  
CURRENT UNRESTRICTED FUND EXPENDITURES  
EXPENDITURE FUNCTIONAL BUDGET  
2020-21

EXPENDITURES	CARTHAGE CAMPUS	MARSHALL CENTER	SHELBY CENTER	TOTAL 2020-21
<u>VOCATIONAL TECHNICAL INSTRUCTION</u>				
AGRICULTURE	\$ 18,339	\$ -	\$ -	\$ 18,339
OFFICE SYSTEMS TECHNOLOGY	120,332	-	-	120,332
COMPUTER INFORMATION SYSTEMS	131,193	-	-	131,193
WELDING	130,240	-	157,883	288,123
COSMETOLOGY	139,523	-	83,810	223,333
MEDICAL LABORATORY TECHNICIAN	135,938	-	-	135,938
MEDICAL ASSISTANT	84,560	-	-	84,560
OCCUPATIONAL THERAPY ASSISTING	422,524	-	-	422,524
HEALTH INFORMATION TECHNOLOGY	195,706	929	-	196,635
ASSOCIATE DEGREE NURSING	983,109	-	-	983,109
VOCATIONAL NURSING	234,213	-	312,757	546,970
CERTIFIED NURSE AID	86,304	3,122	12,099	101,525
EMERGENCY MEDICAL TECHNICIAN	126,921	-	9,060	135,981
INDUSTRIAL TECHNOLOGY	328,959	-	103,184	432,143
TOTAL VOCATIONAL TECHNICAL INSTRUCTION	\$ 3,137,861	\$ 4,051	\$ 678,793	\$ 3,820,705
<u>INSTRUCTIONAL SUPPORT</u>				
LIBRARY	\$ 434,056	\$ -	\$ -	\$ 434,056
DISTANCE LEARNING	421,792	-	-	421,792
COMPUTER SERVICES	468,408	-	-	468,408
TOTAL INSTRUCTIONAL SUPPORT	\$ 1,324,256	\$ -	\$ -	\$ 1,324,256
<u>INSTITUTIONAL SUPPORT</u>				
GOVERNING BOARD OF TRUSTEES	\$ 48,275	\$ -	\$ -	\$ 48,275
PRESIDENT'S OFFICE	335,616	-	-	335,616
BUSINESS & FISCAL MANAGEMENT	693,916	-	-	693,916
COLLEGE RELATIONS / SERVICES	304,917	-	-	304,917
GRANTS	44,640	-	-	44,640
GENERAL INSTITUTIONAL *	1,294,062	-	-	1,294,062
CAMPUS SECURITY	439,089	-	-	439,089
STAFF BENEFITS	172,500	-	-	172,500
INSTITUTIONAL RESEARCH	101,885	-	-	101,885
INSTITUTIONAL EFFECTIVENESS / SACSCOC	32,154	-	-	32,154
QUALITY ENHANCEMENT PLAN (QEP)	31,132	-	-	31,132
TOTAL INSTITUTIONAL SUPPORT	\$ 3,498,186	\$ -	\$ -	\$ 3,498,186

\* In 2019, the 86th Texas Legislature amended Texas Local Government Code section 140.0045, adding a requirement for proposed budgets prepared by certain political subdivisions. The legislation requires proposed budgets to include a line item indicating expenditures for "directly or indirectly influencing or attempting to influence the outcome of legislation or administrative action, as those terms are defined in Section 305.002, Government Code." Although Texas Government Code Section 305.002 defines "legislation" and "administrative action," the statute does not define "directly or indirectly" influencing legislation or administrative action.

TASB and TACC membership dues are estimated to be no more than \$4,000 during the year. A small portion of their dues is spent on advocacy or to influence legislation related to community colleges.

PANOLA COLLEGE  
 CURRENT UNRESTRICTED FUND EXPENDITURES  
 EXPENDITURE FUNCTIONAL BUDGET  
 2020-21

EXPENDITURES	CARTHAGE CAMPUS	MARSHALL CENTER	SHELBY CENTER	TOTAL 2020-21
<u>STUDENT SERVICES</u>				
STUDENT SERVICES ADMINISTRATION	\$ 254,617	\$ -	\$ -	\$ 254,617
ADMISSIONS & REGISTRAR	221,052	-	-	221,052
STUDENT ACTIVITIES	48,171	-	-	48,171
STUDENT SENATE	950	-	-	950
DUAL ENROLLMENT	90,570	-	-	90,570
FINANCIAL AID	213,628	-	-	213,628
GUIDANCE & COUNSELING	198,059	-	-	198,059
TESTING	116,913	-	-	116,913
HONORS PROGRAM	725	-	-	725
TOTAL STUDENT SERVICES	<u>\$ 1,144,685</u>	<u>\$ -</u>	<u>\$ -</u>	<u>\$ 1,144,685</u>
<u>PHYSICAL PLANT</u>				
GENERAL SERVICES	\$ 1,243,828	\$ -	\$ -	\$ 1,243,828
UTILITIES	535,550	6,300	55,360	597,210
TOTAL PHYSICAL PLANT	<u>\$ 1,779,378</u>	<u>\$ 6,300</u>	<u>\$ 55,360</u>	<u>\$ 1,841,038</u>
TOTAL EXPENDITURES BEFORE TRANSFERS AND OTHER USES	<u>\$ 15,184,391</u>	<u>\$ 586,419</u>	<u>\$ 1,108,556</u>	<u>\$ 16,879,366</u>
<u>TRANSFERS-OUT</u>				
TRANSFER TO AUXILIARY	\$ 152,862	\$ -	\$ -	\$ 152,862
TRANSFER TO CAPITAL IMPROVEMENTS FUND	1,100,000	-	-	1,100,000
TOTAL TRANSFERS-OUT	<u>\$ 1,252,862</u>	<u>\$ -</u>	<u>\$ -</u>	<u>\$ 1,252,862</u>
TOTAL EXPENDITURES & TRANSFERS-OUT	<u><u>\$ 16,437,253</u></u>	<u><u>\$ 586,419</u></u>	<u><u>\$ 1,108,556</u></u>	<u><u>\$ 18,132,228</u></u>

PANOLA COLLEGE  
 CURRENT UNRESTRICTED FUND EXPENDITURES  
 EXPENDITURES OBJECT BUDGET  
 2020-21

FUNCTION	SALARIES	STAFF BENEFITS	GENERAL EXPENSES	SUPPLIES	EQUIPMENT	SCHOLAR- SHIPS	TRAVEL	TOTAL WITHOUT SALARIES	TOTAL BUDGET 2020-21
CARTHAGE CAMPUS									
<u>ACADEMIC INSTRUCTION</u>									
ACADEMIC ADMINISTRATION	\$ 180,343	\$ 32,249	\$ 28,850	\$ 5,000	\$ -	\$ -	\$ 7,000	\$ 73,099	\$ 253,442
DEAN ARTS/ SCIENCE	201,148	52,943	7,700	3,000	-	-	4,000	67,643	268,791
DEAN HEALTH SCIENCE	99,200	24,635	525	200	-	-	1,300	26,660	125,860
BIOLOGY	407,857	93,786	5,750	22,265	-	-	1,500	123,301	531,158
PHYSICS / CHEMISTRY	62,735	12,846	730	2,200	-	-	200	15,976	78,711
PHYSICAL EDUCATION	277,982	57,610	300	4,800	3,700	-	-	66,410	344,392
WELLNESS CENTER	11,465	933	50	6,160	-	-	-	7,143	18,608
VOCAL MUSIC	78,485	20,038	1,200	11,000	-	25,000	6,000	63,238	141,723
INSTRUMENTAL MUSIC	63,959	7,549	230	6,254	-	39,800	5,000	58,833	122,792
SPEECH	134,015	32,055	810	410	-	-	700	33,975	167,990
DRAMA	77,517	17,544	8,200	17,000	-	45,000	14,250	101,994	179,511
ART	74,543	19,825	500	2,250	1,000	-	1,000	24,575	99,118
SPANISH	73,215	16,209	200	125	-	-	250	16,784	89,999
ENGLISH	293,689	66,238	1,400	410	-	-	800	68,848	362,537
EDUCATION	59,343	17,836	550	300	-	-	200	18,886	78,229
JOURNALISM	-	-	435	350	-	-	500	1,285	1,285
MATHEMATICS	136,238	34,467	1,300	22,125	-	-	800	58,692	194,930
POLITICAL SCIENCE	84,406	15,341	600	175	-	-	200	16,316	100,722
HISTORY	147,280	33,582	1,220	1,100	-	-	600	36,502	183,782
SOCIOLOGY	69,877	19,048	85	25	-	-	1,850	21,008	90,885
BUSINESS	71,269	15,985	185	200	-	-	200	16,570	87,839
PSYCHOLOGY	94,115	19,680	134	100	-	-	200	20,114	114,229
DEVELOPMENTAL SKILLS	245,745	61,543	2,420	3,700	-	-	500	68,163	313,908
TOTAL ACADEMIC INSTRUCTION	\$ 2,944,426	\$ 671,942	\$ 63,374	\$ 109,149	\$ 4,700	\$ 109,800	\$ 47,050	\$ 1,006,015	\$ 3,950,441

PANOLA COLLEGE  
 CURRENT UNRESTRICTED FUND EXPENDITURES  
 EXPENDITURES OBJECT BUDGET  
 2020-21

FUNCTION	STAFF SALARIES	GENERAL BENEFITS	GENERAL EXPENSES	SUPPLIES	EQUIPMENT	SCHOLAR-SHIPS	TRAVEL	TOTAL WITHOUT SALARIES	TOTAL BUDGET 2020-21
<u>CARTHAGE CAMPUS</u>									
<u>VOCATIONAL INSTRUCTION</u>									
AGRICULTURE	\$ 12,500	\$ 1,439	\$ 1,600	\$ 2,100	\$ -	\$ -	\$ 700	\$ 5,839	\$ 18,339
OFFICE SYSTEMS TECHNOLOGY	99,198	19,442	890	602	-	-	200	21,134	120,332
COMPUTER INFORMATION SYSTEMS	110,145	18,783	465	1,500	-	-	300	21,048	131,193
WELDING	65,683	16,407	1,800	37,600	7,500	1,000	250	64,557	130,240
COSMETOLOGY	98,692	25,831	1,100	12,100	800	-	1,000	40,831	139,523
MEDICAL LABORATORY TECHNICIAN	101,392	17,296	1,850	14,400	-	-	1,000	34,546	135,938
MEDICAL ASSISTANT	53,924	17,211	2,065	9,560	-	-	1,800	30,636	84,560
OCCUPATIONAL THERAPY ASSISTING	319,190	60,480	7,378	33,476	-	-	2,000	103,334	422,524
HEALTH INFORMATION TECHNOLOGY	148,477	35,999	1,750	7,680	-	-	1,800	47,229	195,706
ASSOCIATE DEGREE NURSING	698,505	165,704	9,400	100,500	-	-	9,000	284,604	983,109
VOCATIONAL NURSING	151,166	39,530	2,267	33,750	-	-	7,500	83,047	234,213
CERTIFIED NURSE AID	60,694	12,610	50	12,500	-	-	450	25,610	86,304
EMERGENCY MEDICAL TECHNICIAN	88,140	18,071	3,160	12,050	-	-	5,500	38,781	126,921
INDUSTRIAL TECHNOLOGY	253,840	60,319	2,200	7,400	1,500	-	3,700	75,119	328,959
<b>TOTAL VOCATIONAL TECHNICAL INSTRUCTION</b>	<b>\$ 2,261,546</b>	<b>\$ 509,122</b>	<b>\$ 35,975</b>	<b>\$ 285,218</b>	<b>\$ 9,800</b>	<b>\$ 1,000</b>	<b>\$ 35,200</b>	<b>\$ 876,315</b>	<b>\$ 3,137,861</b>
<u>INSTRUCTIONAL SUPPORT</u>									
LIBRARY	\$ 282,569	\$ 75,229	\$ 4,535	\$ 60,713	\$ 8,850	\$ -	\$ 2,160	\$ 151,487	\$ 434,056
DISTANCE LEARNING	247,300	65,632	1,775	103,585	-	-	3,500	174,492	421,792
COMPUTER SERVICES	330,222	85,494	125	41,100	5,352	-	6,115	138,186	468,408
<b>TOTAL INSTRUCTIONAL SUPPORT</b>	<b>\$ 860,091</b>	<b>\$ 226,355</b>	<b>\$ 6,435</b>	<b>\$ 205,398</b>	<b>\$ 14,202</b>	<b>\$ -</b>	<b>\$ 11,775</b>	<b>\$ 464,165</b>	<b>\$ 1,324,256</b>
<u>OTHER INSTRUCTIONAL</u>									
WORKFORCE EDUCATION	\$ 251,424	\$ 40,960	\$ 22,000	\$ 29,200	\$ -	\$ -	\$ 6,000	\$ 98,160	\$ 349,584
<b>TOTAL OTHER INSTRUCTIONAL</b>	<b>\$ 251,424</b>	<b>\$ 40,960</b>	<b>\$ 22,000</b>	<b>\$ 29,200</b>	<b>\$ -</b>	<b>\$ -</b>	<b>\$ 6,000</b>	<b>\$ 98,160</b>	<b>\$ 349,584</b>

PANOLA COLLEGE  
CURRENT UNRESTRICTED FUND EXPENDITURES  
EXPENDITURES OBJECT BUDGET  
2020-21

FUNCTION	SALARIES	STAFF BENEFITS	GENERAL EXPENSES	SUPPLIES	EQUIPMENT	SCHOLAR- SHIPS	TRAVEL	TOTAL WITHOUT SALARIES	TOTAL BUDGET 2020-21
<b>CARTHAGE CAMPUS</b>									
<u>INSTITUTIONAL SUPPORT</u>									
GOVERNING BOARD OF TRUSTEES	\$ -	\$ 30,000	\$ 12,725	\$ 5,550	\$ -	\$ -	\$ -	\$ 48,275	\$ 48,275
PRESIDENT'S OFFICE	278,230	45,846	1,940	1,600	-	-	8,000	57,386	335,616
BUSINESS & FISCAL MANAGEMENT	514,745	140,171	14,500	18,500	-	-	6,000	179,171	693,916
COLLEGE RELATIONS / SERVICES	157,419	38,695	102,097	4,116	-	-	2,590	147,498	304,917
GRANTS	33,570	6,676	1,649	745	-	-	2,000	11,070	44,640
GENERAL INSTITUTIONAL	57,366	22,151	514,882	684,663	-	15,000	-	1,236,696	1,294,062
CAMPUS SECURITY	281,587	70,031	100	82,371	-	-	5,000	157,502	439,089
STAFF BENEFITS	-	172,500	-	-	-	-	-	172,500	172,500
INSTITUTIONAL RESEARCH	61,116	12,659	660	26,050	-	-	1,400	40,769	101,885
INSTITUTIONAL EFFECTIVENESS / SACSCOC	-	-	3,000	5,880	-	-	23,274	32,154	32,154
QUALITY ENHANCEMENT PLAN (QEP)	15,521	1,786	675	8,050	-	-	5,100	15,611	31,132
<b>TOTAL INSTITUTIONAL SUPPORT</b>	<b>\$ 1,399,554</b>	<b>\$ 540,515</b>	<b>\$ 652,228</b>	<b>\$ 837,525</b>	<b>\$ -</b>	<b>\$ 15,000</b>	<b>\$ 53,364</b>	<b>\$ 2,098,632</b>	<b>\$ 3,498,186</b>
<u>STUDENT SERVICES</u>									
STUDENT SERVICES ADMINISTRATION	\$ 182,970	\$ 33,239	\$ 29,700	\$ 3,208	\$ -	\$ -	\$ 5,500	\$ 71,647	\$ 254,617
ADMISSIONS & REGISTRAR	162,206	44,046	8,800	4,950	-	-	1,050	58,846	221,052
STUDENT ACTIVITIES	32,040	8,749	5,465	1,917	-	-	-	16,131	48,171
STUDENT SENATE	-	-	650	300	-	-	-	950	950
DUAL ENROLLMENT	56,287	17,483	10,300	500	-	-	6,000	34,283	90,570
FINANCIAL AID	129,992	36,150	2,800	40,000	-	-	4,686	83,636	213,628
GUIDANCE & COUNSELING	146,817	48,242	825	350	-	-	1,825	51,242	198,059
TESTING	76,137	17,200	1,400	20,376	-	-	1,800	40,776	116,913
HONORS PROGRAM	-	-	660	65	-	-	-	725	725
<b>TOTAL STUDENT SERVICES</b>	<b>\$ 786,449</b>	<b>\$ 205,109</b>	<b>\$ 60,600</b>	<b>\$ 71,666</b>	<b>\$ -</b>	<b>\$ -</b>	<b>\$ 20,861</b>	<b>\$ 358,236</b>	<b>\$ 1,144,685</b>
<u>PHYSICAL PLANT</u>									
GENERAL SERVICES	\$ 277,426	\$ 85,215	\$ 535,932	\$ 255,530	\$ 75,000	\$ -	\$ 14,725	\$ 966,402	\$ 1,243,828
UTILITIES	-	-	535,550	-	-	-	-	535,550	535,550
<b>TOTAL PHYSICAL PLANT</b>	<b>277,426</b>	<b>85,215</b>	<b>1,071,482</b>	<b>255,530</b>	<b>75,000</b>	<b>-</b>	<b>14,725</b>	<b>1,501,952</b>	<b>1,779,378</b>
<b>TOTAL CARTHAGE CAMPUS</b>	<b>\$ 8,780,916</b>	<b>\$ 2,279,218</b>	<b>\$ 1,912,094</b>	<b>\$ 1,793,686</b>	<b>\$ 103,702</b>	<b>\$ 125,800</b>	<b>\$ 188,975</b>	<b>\$ 6,403,475</b>	<b>\$ 15,184,391</b>

PANOLA COLLEGE  
CURRENT UNRESTRICTED FUND EXPENDITURES  
EXPENDITURES OBJECT BUDGET  
2020-21

FUNCTION	SALARIES	STAFF BENEFITS	GENERAL EXPENSES	SUPPLIES	EQUIPMENT	SCHOLAR- SHIPS	TRAVEL	TOTAL WITHOUT SALARIES	TOTAL BUDGET 2020-21
<u>MARSHALL CENTER</u>									
MARSHALL MALL CENTER	\$ 104,407	\$ 30,914	\$ 5,855	\$ 83,362	\$ 450	\$ 550	\$ 1,600	\$ 122,731	\$ 227,138
UTILITIES	-	-	6,300	-	-	-	-	6,300	6,300
COMPUTER INFORMATION SYSTEMS	-	-	-	-	-	-	-	-	-
HEALTH INFORMATION TECHNOLOGY	833	96	-	-	-	-	-	96	929
CERTIFIED NURSING AID	2,800	322	-	-	-	-	-	322	3,122
BIOLOGY	3,333	384	-	500	-	-	-	884	4,217
PHYSICAL EDUCATION	5,625	647	-	-	-	-	-	647	6,272
SPEECH	2,500	288	-	-	-	-	-	288	2,788
ENGLISH	11,875	1,367	-	-	-	-	-	1,367	13,242
MATHEMATICS	4,375	504	-	-	-	-	-	504	4,879
POLITICAL SCIENCE	8,500	979	-	-	-	-	-	979	9,479
HISTORY	16,250	1,871	-	-	-	-	-	1,871	18,121
PSYCHOLOGY	10,625	1,223	-	-	-	-	-	1,223	11,848
DEVELOPMENTAL SKILLS	-	-	-	-	-	-	-	-	-
WORKFORCE EDUCATION	4,944	840	248,300	24,000	-	-	-	273,140	278,084
EMERGENCY MEDICAL TECHNICIAN									
TOTAL MARSHALL CENTER	\$ 176,067	\$ 39,435	\$ 260,455	\$ 107,862	\$ 450	\$ 550	\$ 1,600	\$ 410,352	\$ 586,419
<u>SHELBY CENTER</u>									
SHELBY COLLEGE CENTER	\$ 149,618	\$ 45,094	\$ 10,320	\$ 25,290	\$ -	\$ -	\$ 3,200	\$ 83,904	\$ 233,522
UTILITIES	-	-	55,360	-	-	-	-	55,360	55,360
VOCATIONAL NURSING	255,472	57,285	-	-	-	-	-	57,285	312,757
CERTIFIED NURSING AID	10,850	1,249	-	-	-	-	-	1,249	12,099
WELDING	93,221	18,512	1,800	35,600	7,500	1,000	250	64,662	157,883
COSMETOLOGY	53,184	17,126	900	12,100	-	-	500	30,626	83,810
INDUSTRIAL TECHNOLOGY	71,698	16,036	2,900	10,150	-	-	2,400	31,486	103,184
BIOLOGY	62,735	18,226	1,130	1,300	-	-	260	20,916	83,651
PHYSICAL EDUCATION	-	-	-	-	-	-	-	-	-
SPEECH	-	-	-	-	-	-	-	-	-
SPANISH	-	-	-	-	-	-	-	-	-
ENGLISH	7,500	863	-	-	-	-	-	863	8,363
MATHEMATICS	5,625	647	-	-	-	-	-	647	6,272
POLITICAL SCIENCE	3,750	432	-	-	-	-	-	432	4,182
HISTORY	5,500	633	-	-	-	-	-	633	6,133
PSYCHOLOGY	1,250	144	-	-	-	-	-	144	1,394
DEVELOPMENTAL SKILLS	3,750	432	-	-	-	-	-	432	4,182
WORKFORCE EDUCATION	26,500	204	-	-	-	-	-	204	26,704
EMERGENCY MEDICAL TECHNICIAN	8,125	935	-	-	-	-	-	935	9,060
TOTAL SHELBY CENTER	\$ 758,778	\$ 177,818	\$ 72,410	\$ 84,440	\$ 7,500	\$ 1,000	\$ 6,610	\$ 349,778	\$ 1,108,556
GRAND TOTAL ALL ALLOCATIONS	\$ 9,715,761	\$ 2,496,471	\$ 2,244,959	\$ 1,985,988	\$ 111,652	\$ 127,350	\$ 197,185	\$ 7,163,605	\$ 16,879,366

PANOLA COLLEGE  
AUXILIARY FUNDS  
2020-21 BUDGET & 2019-20 BUDGET COMPARISON

<u>REVENUE SOURCE</u>	<u>2020-21 BUDGET</u>	<u>ORIGINAL 2019-20 BUDGET</u>
COLLEGE STORE SALES	\$ 1,585,800	\$ 1,762,000
FOOD SERVICE	625,500	695,000
HOUSING	468,000	520,000
INTEREST INCOME	1,980	2,200
MISCELLANEOUS	9,000	10,000
TOTAL BUDGETED REVENUE	<u>\$ 2,690,280</u>	<u>\$ 2,989,200</u>
TRANSFERS-IN FROM UNRESTRICTED FUND	152,862	284,839
TOTAL BUDGETED REVENUE & TRANSFERS-IN	<u>\$ 2,843,142</u>	<u>\$ 3,274,039</u>
 <u>EXPENDITURES</u>		
COLLEGE STORE	\$ 1,176,431	\$ 1,433,282
FOOD SERVICE	602,200	702,840
ATHLETICS	1,004,496	1,059,624
HOUSING	60,015	78,293
TOTAL BUDGETED EXPENDITURES	<u>\$ 2,843,142</u>	<u>\$ 3,274,039</u>

PANOLA COLLEGE  
AUXILIARY FUND  
EXPENDITURES OBJECT BUDGET  
2020-21

FUNCTION	STAFF	GENERAL					SCHOLAR-		TOTAL	TOTAL
	SALARIES	BENEFITS	EXPENSES	SUPPLIES	EQUIPMENT	SHIPS	TRAVEL	WITHOUT	BUDGET	
								SALARIES	2020-21	
<u>ATHLETICS</u>										
MEN'S BASKETBALL	\$ 47,038	\$ 19,815	\$ 1,535	\$ 11,700	\$ -	\$ 74,016	\$ 32,000	\$ 139,066	\$ 186,104	
MEN'S BASEBALL	49,080	14,769	1,575	35,709	-	110,988	39,893	202,934	252,014	
WOMEN'S BASKETBALL	45,529	14,894	1,425	13,160	-	73,992	36,240	139,711	185,240	
ATHLETIC DIRECTOR	-	-	1,583	6,500	-	-	50,988	59,071	59,071	
RODEO TEAM	51,769	15,500	1,235	12,737	-	55,964	21,000	106,436	158,205	
VOLLEYBALL	47,872	16,393	1,675	11,850	-	64,764	21,308	115,990	163,862	
TOTAL ATHLETICS	241,288	81,371	9,028	91,656	-	379,724	201,429	763,208	1,004,496	
COLLEGE STORE	66,039	22,584	2,958	1,082,600	-	-	2,250	1,110,392	1,176,431	
FOOD SERVICE	-	-	-	602,200	-	-	-	602,200	602,200	
RESIDENCE LIFE	9,280	1,410	16,524	32,801	-	-	-	50,735	60,015	
TOTAL AUXILIARY FUNDS	\$ 316,607	\$ 105,365	\$ 28,510	\$ 1,809,257	\$ -	\$ 379,724	\$ 203,679	\$ 2,526,535	\$ 2,843,142	



PANOLA COLLEGE  
 CURRENT RESTRICTED FUND REVENUES  
 2020-21 BUDGET

	<u>TOTAL</u> <u>2020-21</u>
<u>STATE SOURCES</u>	
TEXAS EDUCATION OPPORTUNITY GRANT	237,250
TEXAS WORK STUDY	10,279
ADULT BASIC EDUCATION GRANTS	<u>103,788</u>
TOTAL STATE SOURCES	<u>351,317</u>
<u>FEDERAL SOURCES</u>	
CWS AWARDS	35,984
CARL PERKINS GRANT	325,555
ADULT BASIC EDUCATION GRANTS	<u>136,562</u>
TOTAL FEDERAL SOURCES	<u>498,101</u>
TOTAL CURRENT RESTRICTED FUND REVENUES	<u><u>\$ 849,418</u></u>
 <u>INTERNAL SCHOLARSHIPS*</u>	
ATHLETICS	\$ 320,255
ALL OTHER DEPARTMENTS	<u>510,850</u>
TOTAL INTERNAL SCHOLARSHIPS	<u><u>\$ 831,105</u></u>

\*includes tuition/fees & housing - excludes books & board that is included in summary calculation

PANOLA COLLEGE  
CAPITAL IMPROVEMENTS FUND  
2020-21 BUDGET

<u>TRANSFERS-IN</u>	<u>TOTAL 2020-21</u>
TRANSFERS-IN FROM UNRESTRICTED FUND	\$ 1,100,000
TOTAL BUDGETED TRANSERS-IN	<u>\$ 1,100,000</u>
<u>PROJECTS</u>	
TOTAL BUDGETED PROJECTS	<u>-</u>
ADDITION (REDUCTION) TO CAPITAL IMPROVEMENTS FUND	<u><u>\$ 1,100,000</u></u>