



***BUDGET  
FISCAL YEAR  
2018-2019***

# PANOLA COLLEGE

## TABLE OF CONTENTS 2018-2019 BUDGET

BUDGET & BUDGET COMPARISON (ALL FUNDS)	1
CURRENT UNRESTRICTED FUNDS REVENUES AND EXPENDITURES	
Budget & Budget Comparison	2
Graph - Revenue by Major Function	3
Graph - Expenditures by Function	4
Graph - Expenditures by Object	5
Expenditure Functional Budget	6-8
Expenditure Object Budget	9-12
AUXILIARY FUND	
Budget & Budget Comparison	13
Expenditure Object Budget	14
CURRENT RESTRICTED FUND BUDGET	15
CAPITAL IMPROVEMENTS FUND BUDGET	16

PANOLA COLLEGE  
 BUDGET AND BUDGET COMPARISON  
 ALL FUNDS COMBINED  
 2018-19 AND 2017-18

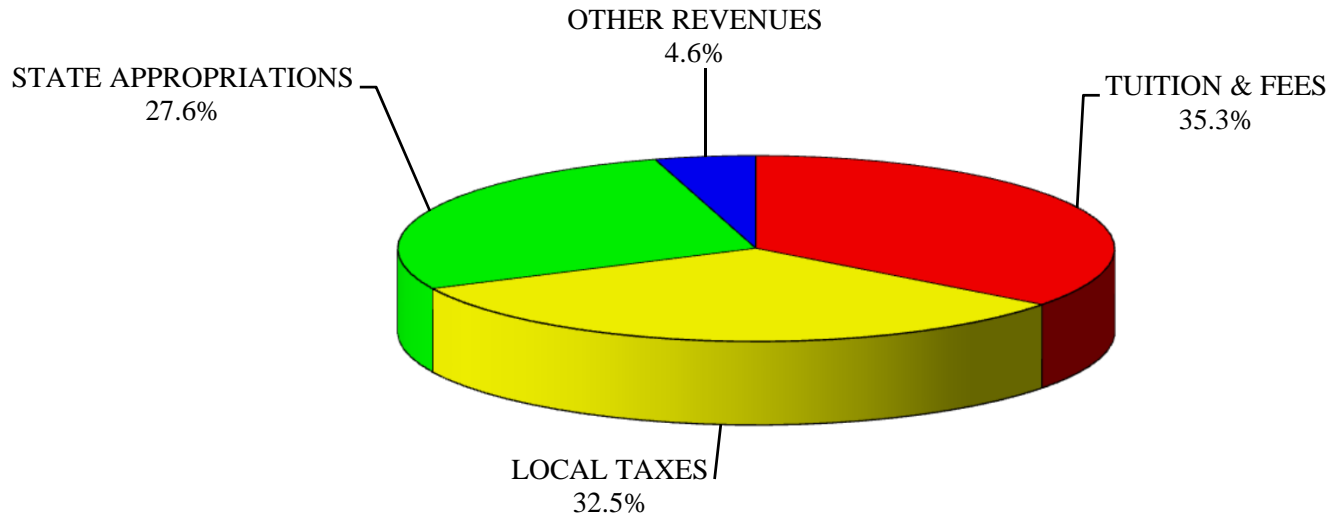
	2018-19 BUDGET	ORIGINAL 2017-18 BUDGET	CHANGE	PERCENT CHANGE
<u>REVENUES AND OTHER SOURCES</u>				
TUITION AND FEES	\$ 6,498,608	\$ 6,579,962	\$ (81,354)	-1.24%
LOCAL TAXES	5,975,000	5,750,000	225,000	3.91%
STATE APPROPRIATIONS	5,073,686	5,073,686	0	0.00%
STATE GRANTS	517,405	335,984	181,421	54.00%
FEDERAL GRANTS	674,152	475,242	198,910	41.85%
INTEREST / OTHER INCOME	848,700	502,000	346,700	69.06%
AUXILIARY INCOME	2,977,000	2,970,772	6,228	0.21%
(ACCUMULATION)/ USE OF CASH RESERVES	(1,100,000)	(650,000)	(450,000)	69.23%
TOTAL REVENUES	<u>\$ 21,464,551</u>	<u>\$ 21,037,646</u>	<u>\$ 426,905</u>	<u>2.03%</u>
<u>EXPENDITURES</u>				
UNRESTRICTED FUND EXPENDITURES	\$ 16,906,481	\$ 16,777,731	\$ 128,750	0.77%
AUXILIARY FUND EXPENDITURES	3,321,513	3,253,689	67,824	2.08%
RESTRICTED FUND EXPENDITURES	1,191,557	811,226	380,331	46.88%
BUDGETED CONSTRUCTION PROJECTS	45,000	195,000	(150,000)	-76.92%
TOTAL EXPENDITURES	<u>\$ 21,464,551</u>	<u>\$ 21,037,646</u>	<u>\$ 426,905</u>	<u>2.03%</u>

PANOLA COLLEGE  
CURRENT UNRESTRICTED FUND REVENUES AND EXPENDITURES  
2018-19 BUDGET & 2017-18 BUDGET COMPARISON

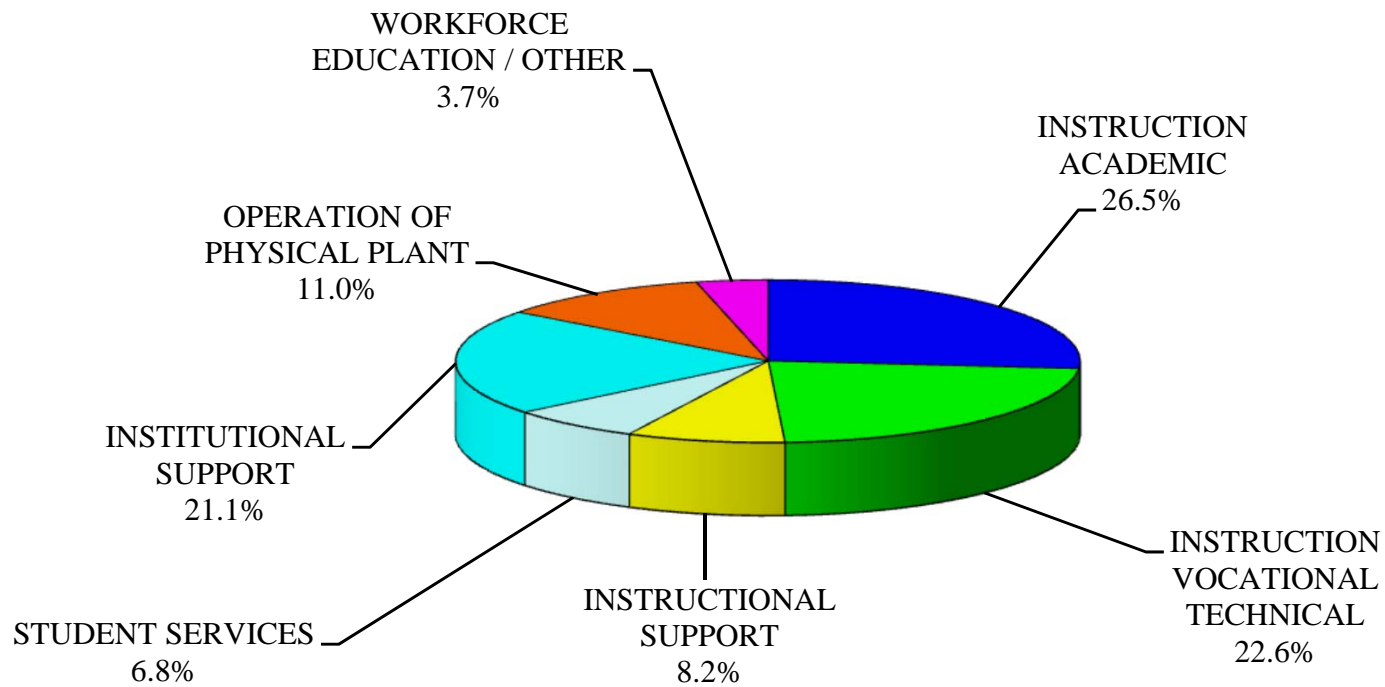
<u>REVENUE SOURCE</u>	CARTHAGE CAMPUS	MARSHALL CENTER	SHELBY CENTER	2018-19 BUDGET	ORIGINAL 2017-18 BUDGET
TUITION AND FEES	\$ 5,755,764	\$ 171,112	\$ 571,732	\$ 6,498,608	\$ 6,579,962
LOCAL TAXES	5,975,000	-	-	5,975,000	5,750,000
STATE APPROPRIATIONS (ALLOCATED)	4,505,433	137,497	430,756	5,073,686	5,073,686
INTEREST INCOME	120,000	-	-	120,000	100,000
TRANSFERS-IN FROM UNEXPENDED RESERVES	-	-	-	-	-
OTHER REVENUES	401,252	264,417	50,831	716,500	390,000
<b>TOTAL REVENUES</b>	<b>\$ 16,757,449</b>	<b>\$ 573,026</b>	<b>\$ 1,053,319</b>	<b>\$ 18,383,794</b>	<b>\$ 17,893,648</b>
 <u>EXPENDITURES</u>					
INSTRUCTION ACADEMIC	\$ 3,800,646	\$ 259,342	\$ 422,541	\$ 4,482,529	\$ 4,302,287
INSTRUCTION VOCATIONAL TECHNICAL	3,168,846	22,721	635,722	3,827,289	3,724,222
INSTRUCTIONAL SUPPORT	1,379,204	-	-	1,379,204	1,382,202
STUDENT SERVICES	1,156,902	-	-	1,156,902	1,059,242
INSTITUTIONAL SUPPORT	3,569,807	-	-	3,569,807	4,122,105
OPERATION OF PHYSICAL PLANT	1,801,557	14,000	49,000	1,864,557	1,811,917
WORKFORCE EDUCATION / OTHER	353,378	251,200	21,615	626,193	375,756
<b>TOTAL EXPENDITURES</b>	<b>\$ 15,230,340</b>	<b>\$ 547,263</b>	<b>\$ 1,128,878</b>	<b>\$ 16,906,481</b>	<b>\$ 16,777,731</b>
TRANSFERS TO OTHER FUNDS	1,477,313	-	-	1,477,313	1,115,917
<b>TOTAL EXPENDITURES AND TRANSFERS-OUT</b>	<b>\$ 16,707,653</b>	<b>\$ 547,263</b>	<b>\$ 1,128,878</b>	<b>\$ 18,383,794</b>	<b>\$ 17,893,648</b>

# Current Unrestricted Funds

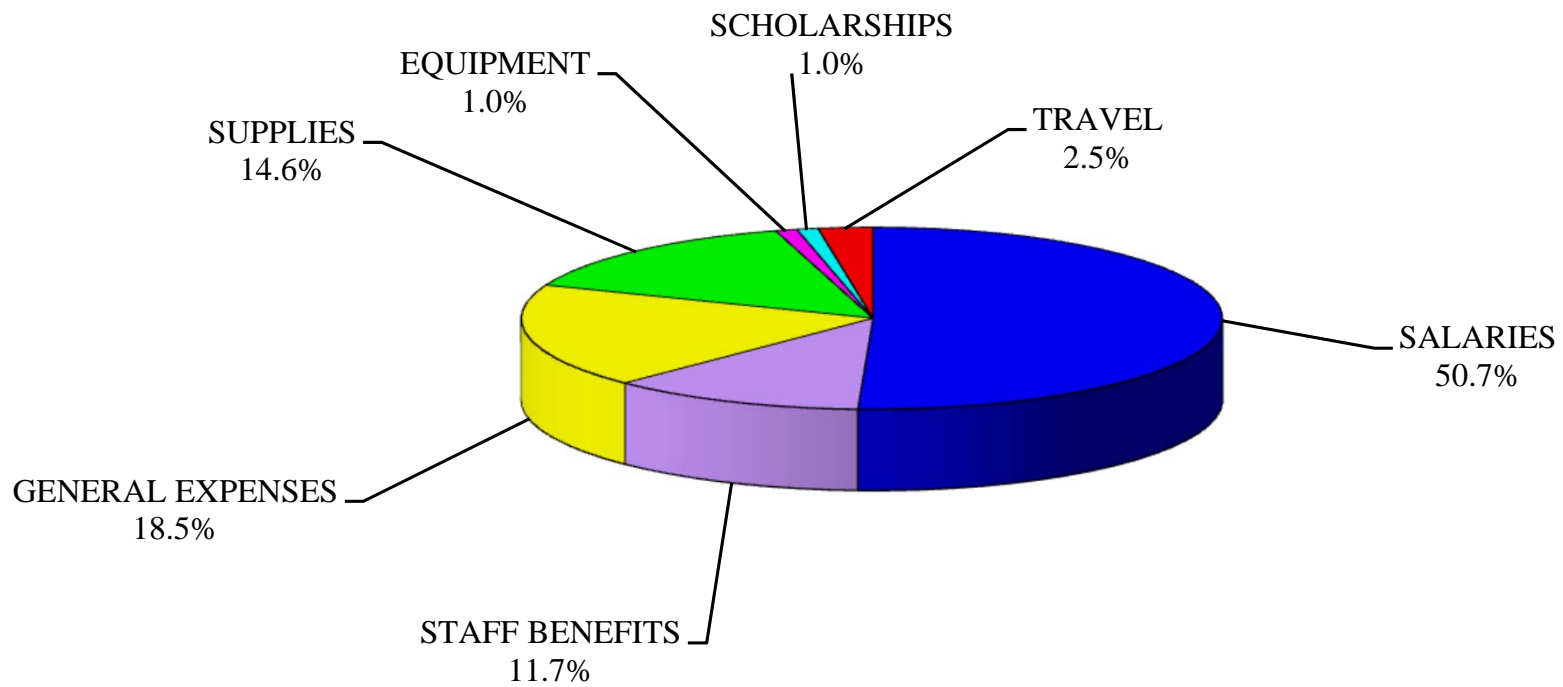
## Revenues by Major Function



# Current Unrestricted Fund Expenditures by Function



# Current Unrestricted Fund Expenditures by Object



PANOLA COLLEGE  
 CURRENT UNRESTRICTED FUND EXPENDITURES  
 EXPENDITURE FUNCTIONAL BUDGET  
 2018-19

EXPENDITURES	CARTHAGE CAMPUS	MARSHALL CENTER	SHELBY CENTER	TOTAL 2018-19
<u>ACADEMIC INSTRUCTION</u>				
INSTRUCTIONAL ADMINISTRATION	\$ 262,927	\$ -	\$ -	\$ 262,927
DEAN ARTS/ SCIENCE	251,011	-	-	251,011
DEAN ARTS/ SCIENCE	120,518	-	-	120,518
BIOLOGY	515,509	1,792	94,186	611,487
PHYSICS / CHEMISTRY	103,906	-	-	103,906
PHYSICAL EDUCATION	369,041	12,393	-	381,434
WELLNESS CENTER	19,545	-	-	19,545
VOCAL MUSIC	123,449	-	-	123,449
INSTRUMENTAL MUSIC	86,306	-	-	86,306
SPEECH	154,329	6,197	2,065	162,591
DRAMA	125,833	-	-	125,833
ART	102,915	-	-	102,915
SPANISH	84,101	-	3,098	87,199
ENGLISH	321,232	17,771	21,902	360,905
EDUCATION	26,596	-	-	26,596
JOURNALISM	83,414	-	-	83,414
MATHEMATICS	155,581	969	12,393	168,943
POLITICAL SCIENCE	100,801	1,938	-	102,739
HISTORY	169,075	4,131	12,393	185,599
SOCIOLOGY	84,439	2,065	-	86,504
BUSINESS	83,956	-	-	83,956
PSYCHOLOGY	112,591	5,638	6,950	125,179
DEVELOPMENTAL SKILLS	343,571	12,393	13,900	369,864
ACADEMIC RELATED	-	194,055	255,654	449,709
<b>TOTAL ACADEMIC INSTRUCTION</b>	<b>\$ 3,800,646</b>	<b>\$ 259,342</b>	<b>\$ 422,541</b>	<b>\$ 4,482,529</b>
<u>OTHER INSTRUCTION</u>				
WORKFORCE EDUCATION	\$ 353,378	\$ 251,200	\$ 21,615	\$ 626,193
<b>TOTAL OTHER INSTRUCTION</b>	<b>\$ 353,378</b>	<b>\$ 251,200</b>	<b>\$ 21,615</b>	<b>\$ 626,193</b>



PANOLA COLLEGE  
 CURRENT UNRESTRICTED FUND EXPENDITURES  
 EXPENDITURE FUNCTIONAL BUDGET  
 2018-19

EXPENDITURES	CARTHAGE CAMPUS	MARSHALL CENTER	SHELBY CENTER	TOTAL 2018-19
<u>VOCATIONAL TECHNICAL INSTRUCTION</u>				
AGRICULTURE	\$ 34,899	\$ -	\$ -	\$ 34,899
OFFICE SYSTEMS TECHNOLOGY	135,348	-	-	135,348
COMPUTER INFORMATION SYSTEMS	212,698	4,131	-	216,829
WELDING	92,104	-	127,854	219,958
COSMETOLOGY	164,768	-	89,916	254,684
MEDICAL LABORATORY TECHNICIAN	144,274	-	-	144,274
MEDICAL ASSISTANT	80,492	-	-	80,492
OCCUPATIONAL THERAPY ASSISTING	348,946	-	-	348,946
HEALTH INFORMATION TECHNOLOGY	195,899	4,131	-	200,030
ASSOCIATE DEGREE NURSING	1,011,322	-	-	1,011,322
VOCATIONAL NURSING	232,286	-	312,866	545,152
CERTIFIED NURSE AID	96,460	14,459	10,327	121,246
EMERGENCY MEDICAL TECHNICIAN	114,112	-	-	114,112
INDUSTRIAL TECHNOLOGY	305,238	-	94,759	399,997
<b>TOTAL VOCATIONAL TECHNICAL INSTRUCTION</b>	<b>\$ 3,168,846</b>	<b>\$ 22,721</b>	<b>\$ 635,722</b>	<b>\$ 3,827,289</b>
<u>INSTRUCTIONAL SUPPORT</u>				
LIBRARY	\$ 472,231	\$ -	\$ -	\$ 472,231
DISTANCE LEARNING	442,114	-	-	442,114
COMPUTER SERVICES	464,859	-	-	464,859
<b>TOTAL INSTRUCTIONAL SUPPORT</b>	<b>\$ 1,379,204</b>	<b>\$ -</b>	<b>\$ -</b>	<b>\$ 1,379,204</b>
<u>INSTITUTIONAL SUPPORT</u>				
GOVERNING BOARD OF TRUSTEES	\$ 67,750	\$ -	\$ -	\$ 67,750
PRESIDENT'S OFFICE	341,535	-	-	341,535
BUSINESS & FISCAL MANAGEMENT	685,205	-	-	685,205
COLLEGE RELATIONS / SERVICES	266,466	-	-	266,466
GRANTS	43,372	-	-	43,372
GENERAL INSTITUTIONAL	1,335,716	-	-	1,335,716
CAMPUS SECURITY	386,437	-	-	386,437
STAFF BENEFITS	202,500	-	-	202,500
INSTITUTIONAL RESEARCH	90,339	-	-	90,339
INSTITUTIONAL EFFECTIVENESS / SACSCOC	32,330	-	-	32,330
QUALITY ENHANCEMENT PLAN (QEP)	118,157	-	-	118,157
<b>TOTAL INSTITUTIONAL SUPPORT</b>	<b>\$ 3,569,807</b>	<b>\$ -</b>	<b>\$ -</b>	<b>\$ 3,569,807</b>

PANOLA COLLEGE  
 CURRENT UNRESTRICTED FUND EXPENDITURES  
 EXPENDITURE FUNCTIONAL BUDGET  
 2018-19

EXPENDITURES	CARTHAGE CAMPUS	MARSHALL CENTER	SHELBY CENTER	TOTAL 2018-19
<u>STUDENT SERVICES</u>				
STUDENT SERVICES ADMINISTRATION	\$ 271,323	\$ -	\$ -	\$ 271,323
ADMISSIONS & REGISTRAR	232,134	-	-	232,134
STUDENT ACTIVITIES	56,841	-	-	56,841
STUDENT SENATE	6,000	-	-	6,000
DUAL ENROLLMENT	79,103	-	-	79,103
FINANCIAL AID	205,297	-	-	205,297
GUIDANCE & COUNSELING	179,407	-	-	179,407
TESTING	126,147	-	-	126,147
HONORS PROGRAM	650	-	-	650
TOTAL STUDENT SERVICES	\$ 1,156,902	\$ -	\$ -	\$ 1,156,902
<u>PHYSICAL PLANT</u>				
GENERAL SERVICES	\$ 1,270,057	\$ -	\$ -	\$ 1,270,057
UTILITIES	531,500	14,000	49,000	594,500
TOTAL PHYSICAL PLANT	\$ 1,801,557	\$ 14,000	\$ 49,000	\$ 1,864,557
TOTAL EXPENDITURES BEFORE TRANSFERS AND OTHER USES	\$ 15,230,340	\$ 547,263	\$ 1,128,878	\$ 16,906,481
<u>TRANSFERS-OUT</u>				
TRANSFER TO AUXILIARY	\$ 332,313	\$ -	\$ -	\$ 332,313
TRANSFER TO CAPITAL IMPROVEMENTS FUND	1,145,000	-	-	1,145,000
TOTAL TRANSFERS-OUT	\$ 1,477,313	\$ -	\$ -	\$ 1,477,313
TOTAL EXPENDITURES & TRANSFERS-OUT	\$ 16,707,653	\$ 547,263	\$ 1,128,878	\$ 18,383,794

PANOLA COLLEGE  
 CURRENT UNRESTRICTED FUND EXPENDITURES  
 EXPENDITURES OBJECT BUDGET  
 2018-19

FUNCTION	STAFF SALARIES	GENERAL BENEFITS	EXPENSES	SUPPLIES	EQUIPMENT	SCHOLAR-SHIPS	TRAVEL	TOTAL WITHOUT SALARIES	TOTAL BUDGET 2018-19
CARTHAGE CAMPUS									
<u>ACADEMIC INSTRUCTION</u>									
ACADEMIC ADMINISTRATION	\$ 179,099	\$ 28,578	\$ 37,000	\$ 2,750	\$ 5,000	\$ -	\$ 10,500	\$ 83,828	\$ 262,927
DEAN ARTS/ SCIENCE	189,802	41,909	10,500	3,000	-	-	5,800	61,209	251,011
DEAN HEALTH SCIENCE	97,959	18,759	850	800	-	-	2,150	22,559	120,518
BIOLOGY	409,557	74,442	10,010	20,000	-	-	1,500	105,952	515,509
PHYSICS / CHEMISTRY	84,096	13,560	1,150	4,500	-	-	600	19,810	103,906
PHYSICAL EDUCATION	292,346	50,295	300	4,800	21,300	-	-	76,695	369,041
WELLNESS CENTER	11,600	620	6,525	800	-	-	-	7,945	19,545
VOCAL MUSIC	83,310	17,039	4,100	12,000	-	-	7,000	40,139	123,449
INSTRUMENTAL MUSIC	64,675	7,801	3,330	4,000	-	-	6,500	21,631	86,306
SPEECH	125,740	25,729	860	500	-	-	1,500	28,589	154,329
DRAMA	74,413	14,420	6,200	15,000	300	-	15,500	51,420	125,833
ART	77,480	16,597	940	2,175	4,598	-	1,125	25,435	102,915
SPANISH	69,785	13,321	395	300	-	-	300	14,316	84,101
ENGLISH	270,831	47,201	1,400	800	-	-	1,000	50,401	321,232
EDUCATION	22,320	2,466	1,010	600	-	-	200	4,276	26,596
JOURNALISM	64,940	12,754	270	2,050	2,000	-	1,400	18,474	83,414
MATHEMATICS	124,540	27,021	1,720	1,550	-	-	750	31,041	155,581
POLITICAL SCIENCE	85,500	13,691	1,210	200	-	-	200	15,301	100,801
HISTORY	137,680	27,125	1,620	1,400	-	-	1,250	31,395	169,075
SOCIOLOGY	66,997	15,132	210	-	-	-	2,100	17,442	84,439
BUSINESS	69,911	13,335	210	250	-	-	250	14,045	83,956
PSYCHOLOGY	94,977	16,954	260	200	-	-	200	17,614	112,591
DEVELOPMENTAL SKILLS	277,722	54,479	5,370	2,000	-	-	4,000	65,849	343,571
<b>TOTAL ACADEMIC INSTRUCTION</b>	<b>\$ 2,975,280</b>	<b>\$ 553,228</b>	<b>\$ 95,440</b>	<b>\$ 79,675</b>	<b>\$ 33,198</b>	<b>\$ -</b>	<b>\$ 63,825</b>	<b>\$ 825,366</b>	<b>\$ 3,800,646</b>

PANOLA COLLEGE  
CURRENT UNRESTRICTED FUND EXPENDITURES  
EXPENDITURES OBJECT BUDGET  
2018-19

FUNCTION	STAFF SALARIES	GENERAL BENEFITS	GENERAL EXPENSES	SUPPLIES	EQUIPMENT	SCHOLAR-SHIPS	TRAVEL	TOTAL WITHOUT SALARIES	TOTAL BUDGET 2018-19
<u>CARTHAGE CAMPUS</u>									
<u>VOCATIONAL INSTRUCTION</u>									
AGRICULTURE	\$ 14,880	\$ 1,644	\$ 1,100	\$ 2,100	\$ 12,175	\$ -	\$ 3,000	\$ 20,019	\$ 34,899
OFFICE SYSTEMS TECHNOLOGY	98,325	18,163	1,010	850	16,800	-	200	37,023	135,348
COMPUTER INFORMATION SYSTEMS	177,730	31,528	1,140	1,200	-	-	1,100	34,968	212,698
WELDING	54,200	12,204	4,100	15,100	6,500	-	-	37,904	92,104
COSMETOLOGY	124,870	24,198	1,900	12,100	-	-	1,700	39,898	164,768
MEDICAL LABORATORY TECHNICIAN	110,545	16,654	4,575	9,000	-	-	3,500	33,729	144,274
MEDICAL ASSISTANT	58,658	10,510	1,624	7,500	-	-	2,200	21,834	80,492
OCCUPATIONAL THERAPY ASSISTING	268,774	42,004	6,648	27,160	-	-	4,360	80,172	348,946
HEALTH INFORMATION TECHNOLOGY	146,630	29,659	11,550	6,260	-	-	1,800	49,269	195,899
ASSOCIATE DEGREE NURSING	730,307	147,725	7,490	111,800	-	-	14,000	281,015	1,011,322
VOCATIONAL NURSING	151,518	31,976	1,942	36,850	-	-	10,000	80,768	232,286
CERTIFIED NURSE AID	69,818	11,892	50	13,000	-	-	1,700	26,642	96,460
EMERGENCY MEDICAL TECHNICIAN	89,805	15,847	4,270	2,190	-	-	2,000	24,307	114,112
INDUSTRIAL TECHNOLOGY	236,053	48,235	3,700	6,000	7,000	-	4,250	69,185	305,238
<b>TOTAL VOCATIONAL TECHNICAL INSTRUCTION</b>	<b>\$ 2,332,113</b>	<b>\$ 442,239</b>	<b>\$ 51,099</b>	<b>\$ 251,110</b>	<b>\$ 42,475</b>	<b>\$ -</b>	<b>\$ 49,810</b>	<b>\$ 836,733</b>	<b>\$ 3,168,846</b>
<u>INSTRUCTIONAL SUPPORT</u>									
LIBRARY	\$ 311,504	\$ 67,122	\$ 84,815	\$ 5,500	\$ -	\$ -	\$ 3,290	\$ 160,727	\$ 472,231
DISTANCE LEARNING	295,695	62,944	67,225	6,000	-	-	10,250	146,419	442,114
COMPUTER SERVICES	324,242	70,808	12,633	2,300	44,761	-	10,115	140,617	464,859
<b>TOTAL INSTRUCTIONAL SUPPORT</b>	<b>\$ 931,441</b>	<b>\$ 200,874</b>	<b>\$ 164,673</b>	<b>\$ 13,800</b>	<b>\$ 44,761</b>	<b>\$ -</b>	<b>\$ 23,655</b>	<b>\$ 447,763</b>	<b>\$ 1,379,204</b>
<u>OTHER INSTRUCTIONAL</u>									
WORKFORCE EDUCATION	\$ 251,072	\$ 32,306	\$ 32,000	\$ 31,000	\$ -	\$ -	\$ 7,000	\$ 102,306	\$ 353,378
<b>TOTAL OTHER INSTRUCTIONAL</b>	<b>\$ 251,072</b>	<b>\$ 32,306</b>	<b>\$ 32,000</b>	<b>\$ 31,000</b>	<b>\$ -</b>	<b>\$ -</b>	<b>\$ 7,000</b>	<b>\$ 102,306</b>	<b>\$ 353,378</b>

PANOLA COLLEGE  
CURRENT UNRESTRICTED FUND EXPENDITURES  
EXPENDITURES OBJECT BUDGET  
2018-19

FUNCTION	SALARIES	STAFF BENEFITS	GENERAL EXPENSES	SUPPLIES	EQUIPMENT	SCHOLAR- SHIPS	TRAVEL	TOTAL WITHOUT SALARIES	TOTAL BUDGET 2018-19
<b>CARTHAGE CAMPUS</b>									
<u>INSTITUTIONAL SUPPORT</u>									
GOVERNING BOARD OF TRUSTEES	\$ -	\$ 50,000	\$ 7,650	\$ 1,100	\$ -	\$ -	\$ 9,000	\$ 67,750	\$ 67,750
PRESIDENT'S OFFICE	271,885	55,430	1,580	1,400	380	-	10,860	69,650	341,535
BUSINESS & FISCAL MANAGEMENT	531,374	105,931	29,000	9,000	-	-	9,900	153,831	685,205
COLLEGE RELATIONS / SERVICES	118,820	23,195	118,071	1,500	1,150	-	3,730	147,646	266,466
GRANTS	32,819	5,703	1,350	-	300	-	3,200	10,553	43,372
GENERAL INSTITUTIONAL	62,191	14,667	1,220,858	18,000	-	20,000	-	1,273,525	1,335,716
CAMPUS SECURITY	245,195	76,287	48,125	2,900	10,430	-	3,500	141,242	386,437
STAFF BENEFITS	-	202,500	-	-	-	-	-	202,500	202,500
INSTITUTIONAL RESEARCH	59,719	10,711	910	200	16,799	-	2,000	30,620	90,339
INSTITUTIONAL EFFECTIVENESS / SACSCOC	-	-	11,880	600	-	-	19,850	32,330	32,330
QUALITY ENHANCEMENT PLAN (QEP)	70,468	15,539	3,650	24,000	-	-	4,500	47,689	118,157
<b>TOTAL INSTITUTIONAL SUPPORT</b>	<b>\$ 1,392,471</b>	<b>\$ 559,963</b>	<b>\$ 1,443,074</b>	<b>\$ 58,700</b>	<b>\$ 29,059</b>	<b>\$ 20,000</b>	<b>\$ 66,540</b>	<b>\$ 2,177,336</b>	<b>\$ 3,569,807</b>
<u>STUDENT SERVICES</u>									
STUDENT SERVICES ADMINISTRATION	\$ 178,529	\$ 42,294	\$ 36,000	\$ 5,000	\$ -	\$ -	\$ 9,500	\$ 92,794	\$ 271,323
ADMISSIONS & REGISTRAR	173,851	37,938	11,450	6,000	-	-	2,895	58,283	232,134
STUDENT ACTIVITIES	35,910	7,556	12,175	1,200	-	-	-	20,931	56,841
STUDENT SENATE	-	-	1,000	1,000	-	-	4,000	6,000	6,000
DUAL ENROLLMENT	56,947	13,956	1,700	500	-	-	6,000	22,156	79,103
FINANCIAL AID	123,790	28,442	45,950	800	-	-	6,315	81,507	205,297
GUIDANCE & COUNSELING	141,235	33,572	2,200	400	-	-	2,000	38,172	179,407
TESTING	81,915	17,032	24,300	550	-	-	2,350	44,232	126,147
HONORS PROGRAM	-	-	650	-	-	-	-	650	650
<b>TOTAL STUDENT SERVICES</b>	<b>\$ 792,177</b>	<b>\$ 180,790</b>	<b>\$ 135,425</b>	<b>\$ 15,450</b>	<b>\$ -</b>	<b>\$ -</b>	<b>\$ 33,060</b>	<b>\$ 364,725</b>	<b>\$ 1,156,902</b>
<u>PHYSICAL PLANT</u>									
GENERAL SERVICES	\$ 292,074	\$ 99,223	\$ 743,260	\$ 105,000	\$ 15,000	\$ -	\$ 15,500	\$ 977,983	\$ 1,270,057
UTILITIES	-	-	531,500	-	-	-	-	531,500	531,500
<b>TOTAL PHYSICAL PLANT</b>	<b>292,074</b>	<b>99,223</b>	<b>1,274,760</b>	<b>105,000</b>	<b>15,000</b>	<b>-</b>	<b>15,500</b>	<b>1,509,483</b>	<b>1,801,557</b>
<b>TOTAL CARTHAGE CAMPUS</b>	<b>\$ 8,966,628</b>	<b>\$ 2,068,623</b>	<b>\$ 3,196,471</b>	<b>\$ 554,735</b>	<b>\$ 164,493</b>	<b>\$ 20,000</b>	<b>\$ 259,390</b>	<b>\$ 6,263,712</b>	<b>\$ 15,230,340</b>

PANOLA COLLEGE  
CURRENT UNRESTRICTED FUND EXPENDITURES  
EXPENDITURES OBJECT BUDGET  
2018-19

FUNCTION	SALARIES	STAFF BENEFITS	GENERAL EXPENSES	SUPPLIES	EQUIPMENT	SCHOLAR- SHIPS	TRAVEL	TOTAL WITHOUT SALARIES	TOTAL BUDGET 2018-19
<u>MARSHALL CENTER</u>									
MARSHALL MALL CENTER	\$ 102,094	\$ 22,961	\$ 59,550	\$ 6,050	\$ 1,000	\$ -	\$ 2,400	\$ 91,961	\$ 194,055
UTILITIES	-	-	14,000	-	-	-	-	14,000	14,000
COMPUTER INFORMATION SYSTEMS	3,720	411	-	-	-	-	-	411	4,131
HEALTH INFORMATION TECHNOLOGY	3,720	411	-	-	-	-	-	411	4,131
CERTIFIED NURSING AID	13,020	1,439	-	-	-	-	-	1,439	14,459
PHYSICAL EDUCATION	11,160	1,233	-	-	-	-	-	1,233	12,393
BIOLOGY	1,200	92	-	500	-	-	-	592	1,792
SPEECH	5,580	617	-	-	-	-	-	617	6,197
ENGLISH	14,880	2,891	-	-	-	-	-	2,891	17,771
MATHEMATICS	900	69	-	-	-	-	-	69	969
POLITICAL SCIENCE	1,800	138	-	-	-	-	-	138	1,938
HISTORY	3,720	411	-	-	-	-	-	411	4,131
SOCIOLOGY	1,860	205	-	-	-	-	-	205	2,065
PSYCHOLOGY	5,120	518	-	-	-	-	-	518	5,638
DEVELOPMENTAL SKILLS	11,160	1,233	-	-	-	-	-	1,233	12,393
WORKFORCE EDUCATION	-	-	251,200	-	-	-	-	251,200	251,200
TOTAL MARSHALL CENTER	\$ 179,934	\$ 32,629	\$ 324,750	\$ 6,550	\$ 1,000	\$ -	\$ 2,400	\$ 367,329	\$ 547,263
<u>SHELBY CENTER</u>									
SHELBY COLLEGE CENTER	\$ 166,128	\$ 42,741	\$ 33,785	\$ 3,150	\$ 5,850	\$ -	\$ 4,000	\$ 89,526	\$ 255,654
UTILITIES	-	-	49,000	-	-	-	-	49,000	49,000
VOCATIONAL NURSING	250,368	50,898	1,000	10,600	-	-	-	62,498	312,866
CERTIFIED NURSING AID	9,300	1,027	-	-	-	-	-	1,027	10,327
WELDING	73,366	13,738	7,700	15,100	17,000	-	950	54,488	127,854
COSMETOLOGY	63,779	14,687	1,650	8,600	-	-	1,200	26,137	89,916
INDUSTRIAL TECHNOLOGY	64,610	12,699	3,750	4,200	7,500	-	2,000	30,149	94,759
BIOLOGY	73,745	15,921	100	1,520	-	-	2,900	20,441	94,186
SPEECH	1,860	205	-	-	-	-	-	205	2,065
SPANISH	2,790	308	-	-	-	-	-	308	3,098
ENGLISH	18,600	3,302	-	-	-	-	-	3,302	21,902
MATHEMATICS	11,160	1,233	-	-	-	-	-	1,233	12,393
HISTORY	11,160	1,233	-	-	-	-	-	1,233	12,393
PSYCHOLOGY	6,280	670	-	-	-	-	-	670	6,950
DEVELOPMENTAL SKILLS	12,560	1,340	-	-	-	-	-	1,340	13,900
WORKFORCE EDUCATION	20,000	1,615	-	-	-	-	-	1,615	21,615
TOTAL SHELBY CENTER	\$ 785,706	\$ 161,617	\$ 96,985	\$ 43,170	\$ 30,350	\$ -	\$ 11,050	\$ 343,172	\$ 1,128,878
GRAND TOTAL ALL ALLOCATIONS	\$ 9,932,268	\$ 2,262,869	\$ 3,618,206	\$ 604,455	\$ 195,843	\$ 20,000	\$ 272,840	\$ 6,974,213	\$ 16,906,481

PANOLA COLLEGE  
AUXILIARY FUNDS  
2018-19 BUDGET & 2017-18 BUDGET COMPARISON

<u>REVENUE SOURCE</u>	2018-19 BUDGET	ORIGINAL 2017-18 BUDGET
COLLEGE STORE SALES	\$ 1,762,000	\$ 1,755,772
FOOD SERVICE	695,000	670,000
HOUSING	520,000	545,000
INTEREST INCOME	2,200	2,000
MISCELLANEOUS	10,000	10,000
TOTAL BUDGETED REVENUE	<u>\$ 2,989,200</u>	<u>\$ 2,982,772</u>
TRANSFERS-IN FROM UNRESTRICTED FUND	332,313	270,917
TOTAL BUDGETED REVENUE & TRANSFERS-IN	<u>\$ 3,321,513</u>	<u>\$ 3,253,689</u>
 <u>EXPENDITURES</u>		
COLLEGE STORE	\$ 1,636,270	\$ 1,644,507
FOOD SERVICE	729,465	699,885
ATHLETICS	872,877	864,872
HOUSING	82,901	44,425
TOTAL BUDGETED EXPENDITURES	<u>\$ 3,321,513</u>	<u>\$ 3,253,689</u>

PANOLA COLLEGE  
AUXILIARY FUND  
EXPENDITURES OBJECT BUDGET  
2018-19

FUNCTION	STAFF SALARIES	GENERAL BENEFITS	GENERAL EXPENSES	SUPPLIES	EQUIPMENT	SCHOLAR-SHIPS	TRAVEL	TOTAL WITHOUT SALARIES	TOTAL BUDGET 2018-19
<u>ATHLETICS</u>									
MEN'S BASKETBALL	\$ 44,423	\$ 16,719	\$ 2,508	\$ 20,600	\$ -	\$ 28,496	\$ 36,400	\$ 104,723	\$ 149,146
MEN'S BASEBALL	47,350	24,208	19,200	24,500	-	65,244	44,400	177,552	224,902
WOMEN'S BASKETBALL	45,418	19,230	2,960	23,600	-	38,496	35,600	119,886	165,304
ATHLETIC DIRECTOR	-	-	5,583	4,000	-	-	60,400	69,983	69,983
RODEO TEAM	50,770	17,679	4,905	17,100	-	14,052	22,000	75,736	126,506
VOLLEYBALL	45,934	16,786	6,750	8,600	-	30,658	28,308	91,102	137,036
TOTAL ATHLETICS	233,895	94,622	41,906	98,400	-	176,946	227,108	638,982	872,877
COLLEGE STORE	66,024	13,638	34,858	1,519,500	-	-	2,250	1,570,246	1,636,270
FOOD SERVICE	-	-	-	729,465	-	-	-	729,465	729,465
RESIDENCE LIFE	20,843	2,108	48,450	1,500	5,000	-	5,000	62,058	82,901
TOTAL AUXILIARY FUNDS	\$ 320,762	\$ 110,368	\$ 125,214	\$ 2,348,865	\$ 5,000	\$ 176,946	\$ 234,358	\$ 3,000,751	\$ 3,321,513



PANOLA COLLEGE  
CURRENT RESTRICTED FUND REVENUES  
2018-19 BUDGET

	<u>TOTAL 2018-19</u>
<u>STATE SOURCES</u>	
TEXAS EDUCATION OPPORTUNITY GRANT	208,373
TEXAS WORKFORCE DUAL CREDIT CAREER & TECH EDUCATION	206,323
TEXAS WORK STUDY	15,885
ADULT BASIC EDUCATION GRANTS	<u>86,824</u>
TOTAL STATE SOURCES	<u>517,405</u>
<u>FEDERAL SOURCES</u>	
CWS AWARDS	38,121
CARL PERKINS GRANT	403,717
ADULT BASIC EDUCATION GRANTS	<u>232,314</u>
TOTAL FEDERAL SOURCES	<u>674,152</u>
TOTAL CURRENT RESTRICTED FUND REVENUES	<u>\$ 1,191,557</u>
 <u>INTERNAL SCHOLARSHIPS*</u>	
ATHLETICS	\$ 538,070
ALL OTHER DEPARTMENTS (INCLUDING DUAL ENROLLMENT)	<u>924,782</u>
TOTAL INTERNAL SCHOLARSHIPS	<u>\$ 1,462,852</u>

\*includes tuition/fees & housing - excludes books & board that is included in summary calculation

PANOLA COLLEGE  
CAPITAL IMPROVEMENTS FUND  
2018-19 BUDGET

<u>TRANSFERS-IN</u>	<u>TOTAL 2018-19</u>
TRANSFERS-IN FROM UNRESTRICTED FUND	\$ 1,145,000
TOTAL BUDGETED TRANSERS-IN	<u>\$ 1,145,000</u>
<u>PROJECTS</u>	
CONSTRUCTION PROJECTS	
SMITH BUILDING - RESTROOMS	<u>45,000</u>
TOTAL BUDGETED PROJECTS	<u>45,000</u>
ADDITION (REDUCTION) TO CAPITAL IMPROVEMENTS FUND	<u><u>\$ 1,100,000</u></u>